




A message to our
visitors and friends from....
Bill the Duck!



Hello! 🖐️


Those of you with social media may have seen me around the Museum's pages lately. That's because I've taken over as tour guide whilst the Museum is closed! I've had some help from my colleagues in the Collections and Education teams, too. You might even spot one of them as 'Margery', the Tudor guide who helps give my tours.

We know not all of you have social media accounts, so we wanted to create this weekly newsletter which shows you all the ways we have been trying to keep in touch with our visitors and friends during the closure. Each newsletter will cover the week from Monday-Sunday. This first one is extra long as we started on a Thursday! Enjoy!!

Thursday, March 19th 2020


Hi there 🙋 I'm Bill the Duck and I live at Headstone Manor and Museum. The museum is going to be very quiet as we've closed our doors to the public for a short while...but I'm still here! And I'd love to show you around my home. To start, I thought I'd show you where I spend most of my day, the moat. The moat was thought to be built in the 14th Century alongside the oldest parts of the Manor House. It is now believed to be the only filled moat in the whole of Middlesex! I hope you'll be able to join me over the coming weeks on my tour - we'll be meeting people, objects and maybe you'll even get a sight of those cheeky gnomes...

[#TimeTravellingThroughHarrow](#) [#HeadstoneAtHome](#)
[#HistoricHarrow](#) [#MuseumAtHome](#)

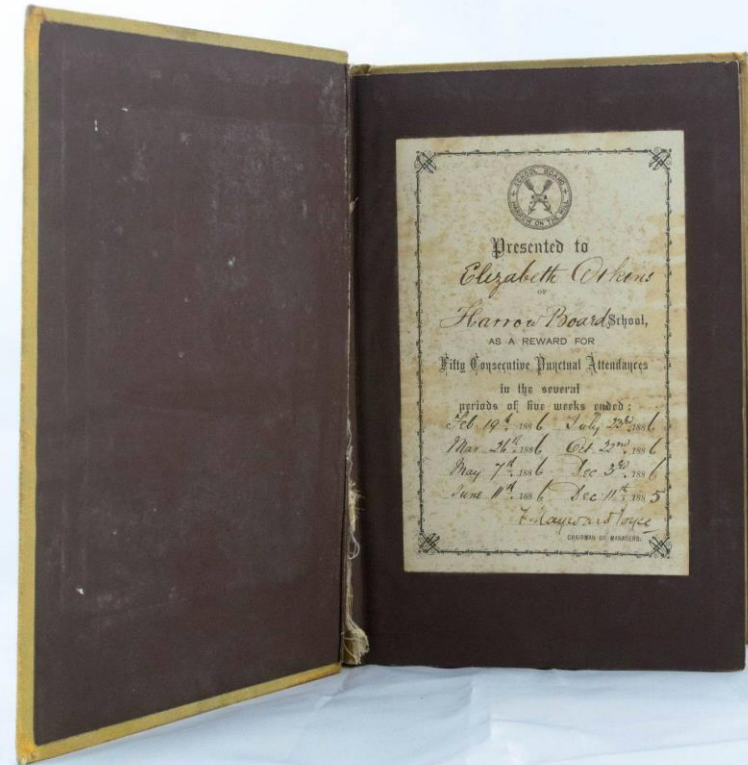


Friday, March 20th 2020

It's [#FlashbackFriday](#)! As it is last day of school in the UK, we [#FoundintheArchives](#) this 1886 Roxeth School prize for perfect attendance – a book of poetry by John Milton. What will you be reading during the school shutdown? [#HistoricHarrow](#) [#HeadstoneAtHome](#) [#MuseumAtHome](#)



Harrow Local History Collection & Archive



Harrow Local History Collection & Archive

Saturday, March 21st 2020

Hi again! I'm back and today I wanted to introduce you to someone - this is Margery. She lived in Headstone Manor in the Tudor times (16th Century) and she's going to show me some cool things about the house! The oldest parts of the Manor House were built in the 14th Century and more parts have been added on ever since. In 2017 the house was restored to how it currently stands, a welcoming museum for the local residents of Harrow (and my home!). Do you have any questions for Margery about the house? Comment them below!

[#TimeTravellingThroughHarrow](#) [#HeadstoneAtHome](#) [#HistoricHarrow](#) [#MuseumAtHome](#)



Sunday, March 22nd 2020

Happy [#MothersDay](#)! Today the UK marks Mothering Sunday, celebrating mums, grandmums, step-mums, and like-a-mums! This image from the Museum's collection shows a new mum holding her son in his christening gown. We'll be posting lots of fun family activities over the next few weeks, keep an eye out for those naughty gnomes!

[#HeadstoneAtHome](#) [#MuseumAtHome](#)



Harrow Museums Trust

Monday, March 23rd 2020

(page 1 of 2)

The museum may be closed but there's still plenty to learn about the history of Harrow. Join in the fun as Detective Bill the Duck shows you more about the place we call home!

Your first challenge is to complete Headstone History Detectives Bingo! Print off our BINGO card or draw your own and take a walk around your local area. Can you spot all these things in your neighbourhood? Make sure to share your completed Bingo cards with us!


Look out for our History Detective, "did you know?" posts and find out more about the things we see every day! [#ArtCartAtHome](#) [#HeadstoneAtHome](#) [#HistoricHarrow](#)











Keep Safe! Keep at a distance.

Current (Monday 23rd March) Government guidelines says local walks are fine as long as families keep a distance (2 metres) between themselves and other people. This may change at any time, please keep checking:

<https://buff.ly/2xKxWLF>

(see next page for pictures for this post)



Headstone History Detectives BINGO card				
Post Box 	House with a chimney 	St Marys Church Spire (or other religious building) 	The Roundel (Sign for TfL – look on tube stations and bus stops!) 	Teddy Bears (some people are putting teddy bears in their window for people to spot! Why don't you?) 
A house with a name – or a date on it. 	A block of flats 	A tree 	What shall we add to the card? Give us your ideas! 	What shall we add to the card? Give us your ideas! 



Bill has a lot to say today so he's written you all a letter! And he's got lots of photos to share, make sure you take a look 📷

[#TimeTravellingThroughHarrow](#)


[#HeadstoneAtHome](#)

[#HistoricHarrow](#)

[#MuseumAtHome](#)

HM HEADSTONE MANOR & MUSEUM

A message from....
Bill the Duck!




Good afternoon time travellers! 🙌 Since it's sunny, Margery and I are going to look around the grounds. Did you know that the museum has two original barns on site? They were both used when the Manor was a working farm! Margery says both barns are very old, and she even found some pictures of my Great Grand-duck Billeth in front of them! When you arrive at the Museum, you enter through the Small Barn, built in 1550. The Small Barn caught on fire in the late 1970s, and had to be rebuilt - it looks lovely now, and you can watch a film all about Harrow inside it. The Great Barn originates from around 1506, and was converted into the Harrow Museum and Heritage Centre in 1986. When the Manor House was restored as the new museum in 2017, the barn was also restored and is now a venue for fabulous weddings and gatherings! Sometimes I sneak in when the doors are open in the summertime ;) The barn isn't normally open for visitors, but if you come to Headstone Village Show in summer, you could have a look inside too!

Tuesday, March 24th 2020 (page 2 of 6)





Small Barn after the fire in the 1980s



The Small Barn today!
Didn't they do a good job restoring it?



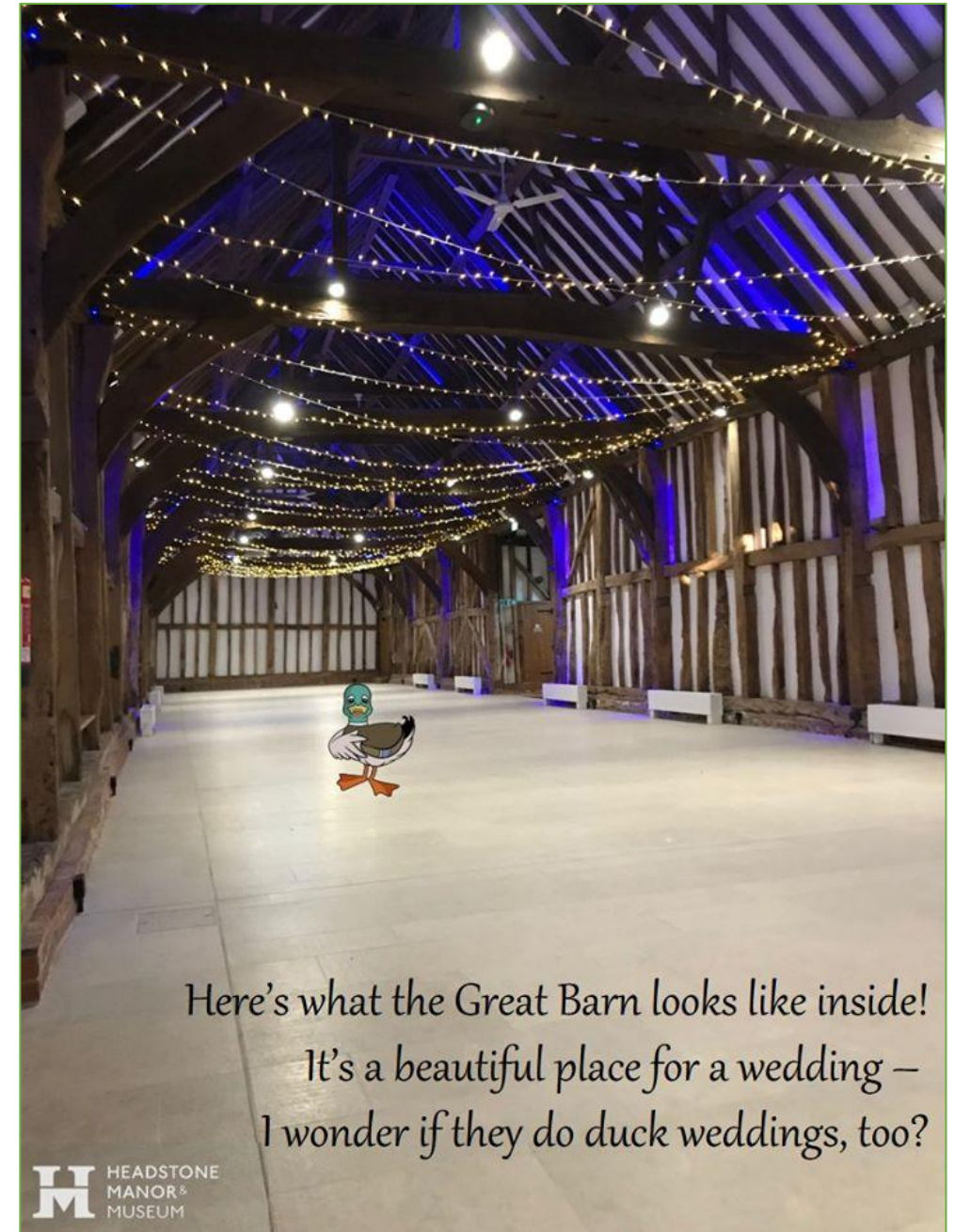


Here I am at the Great Barn back when it was Harrow Museum!
Raise your hand if you visited the Museum here!



Tuesday, March 24th 2020
(page 6 of 6)


Here's the Great Barn today.
At special events throughout the year you can still go inside!



Here's what the Great Barn looks like inside!
It's a beautiful place for a wedding –
I wonder if they do duck weddings, too?

Wednesday, March 25th 2020

Unfortunately due to the current situation, @VEDay75official nationwide celebrations have been cancelled for the May Day bank holiday. However, here at our museum we still plan to continue our VE-Day in [#Harrow](#) exhibition. We are in the process of collating stories, photographs and objects. Were you in Harrow during WWII? Do you know someone who served abroad from Harrow? Email us collections@headstonemanor.org. We will be sharing aspects of our exhibition over the coming weeks. Image © IWM (MH 21835) & @veday75official



Thursday, March 26th 2020

Post #1 (page 1 of 2)

Detective Bill has a new challenge for Headstone History Detectives to complete! He has created a new indoor BINGO card for you. Find all the objects around your home, and then look out for activities for each item you find coming up soon 🕵️ They might seem like ordinary items, but they are all connected to the history of Harrow! The first thing to find on our list is a window! Most windows are very plain and simple, some special windows are very bright and colourful. These are called stained glass windows, have you ever seen windows like this? What type of buildings often have them?

Harrow used to have a factory called Whitefriars, the people in the factory were some of the best stained-glass makers in the world. Have a look at these beautiful windows! <https://buff.ly/33Mnwah>

Keep a look out today for a way to design your own window!

[#ArtCartAtHome](#) [#HeadstoneAtHome](#) [#HistoricHarrow](#) [#MuseumAtHome](#)

(see next page for pictures for this post)


Thursday, March 26th 2020

Post #1 (page 2 of 2)



Headstone History Detectives Indoor BINGO card

<p>A window How many windows has your house got?</p> 	<p>Something to cook with</p> 	<p>A clock Find all the ways to tell the time in your house!</p> 	<p>A camera</p> 	<p>Teddy Bears How many teddies have you got?</p> 
<p>Something to draw a picture with</p> 	<p>Something that is your favourite colour</p> 	<p>Some pennies</p> 	<p>3 different kinds of brush</p> 	<p>What shall we add to the card? Give us your ideas!</p> 



(see previous page for text for this post)

Thursday, March 26th 2020

Post #2



Could you design your own stained glass "window"? Here's a fun idea you can do yourself! Use masking or art tape to make a pattern on your outside wall. Use chalks to colour inside the tape to make a beautiful Whitefriars "window".

[#ArtCartAtHome](#)

[#HeadstoneAtHome](#)

[#HistoricHarrow](#)

[#MuseumAtHome](#)



Friday, March 27th 2020

Post #1 (page 1 of 2)

Happy [#WorldTheatreDay](#)! These pictures taken at the Kodak Hall in 1955 show the performance of 'A Thousand Years On', which told the story of Harrow from Saxon times to the present day – much like the Museum!

[#HeadstoneAtHome](#) [#MuseumAtHome](#)



Friday, March 27th 2020

Post #1 (page 2 of 2)

Happy [#WorldTheatreDay](#)! These pictures taken at the Kodak Hall in 1955 show the performance of 'A Thousand Years On', which told the story of Harrow from Saxon times to the present day – much like the Museum!

[#HeadstoneAtHome](#) [#MuseumAtHome](#)



Bill's ready to show you more
of the museum!

[#TimeTravellingThroughHarrow](#)

[#HeadstoneAtHome](#)

[#HistoricHarrow](#)

[#MuseumsFromHome](#)



A message from....
Bill the Duck!




Good morning! 🖐️ Ready to continue our tour of the Museum grounds? There's one other building on the site of Headstone Manor and Museum, but it hasn't always been here. It was built in the 19th Century at Pinner Park Farm as a working granary, and was brought here in 1992 on the back of a truck! It's now called the Granary Learning Centre and is used for school groups, family and adult learning. On the ground floor, you can read all about the history of the farm at Headstone Manor! When it's not being used, the Granary is free for you to come into and there's always something to do in the Art Cart! As we're closed at the moment, you can find lots of those activities being posted on here to do at home - keep your eye out for them!

In 2015, a key was found during excavations behind the granary. We know it doesn't belong to the Granary as it's much older than the building, so where did it come from? One of the theories is that it might have belonged to one of the farm houses that once stood where the granary is now. But it's almost bigger than me, that would be a big door! Where do you think it came from?

Friday, March 27th 2020

Post #2 (page 2 of 4)

Here's the Granary back when it was being used at Pinner Park Farm.
Looks much different, doesn't it?



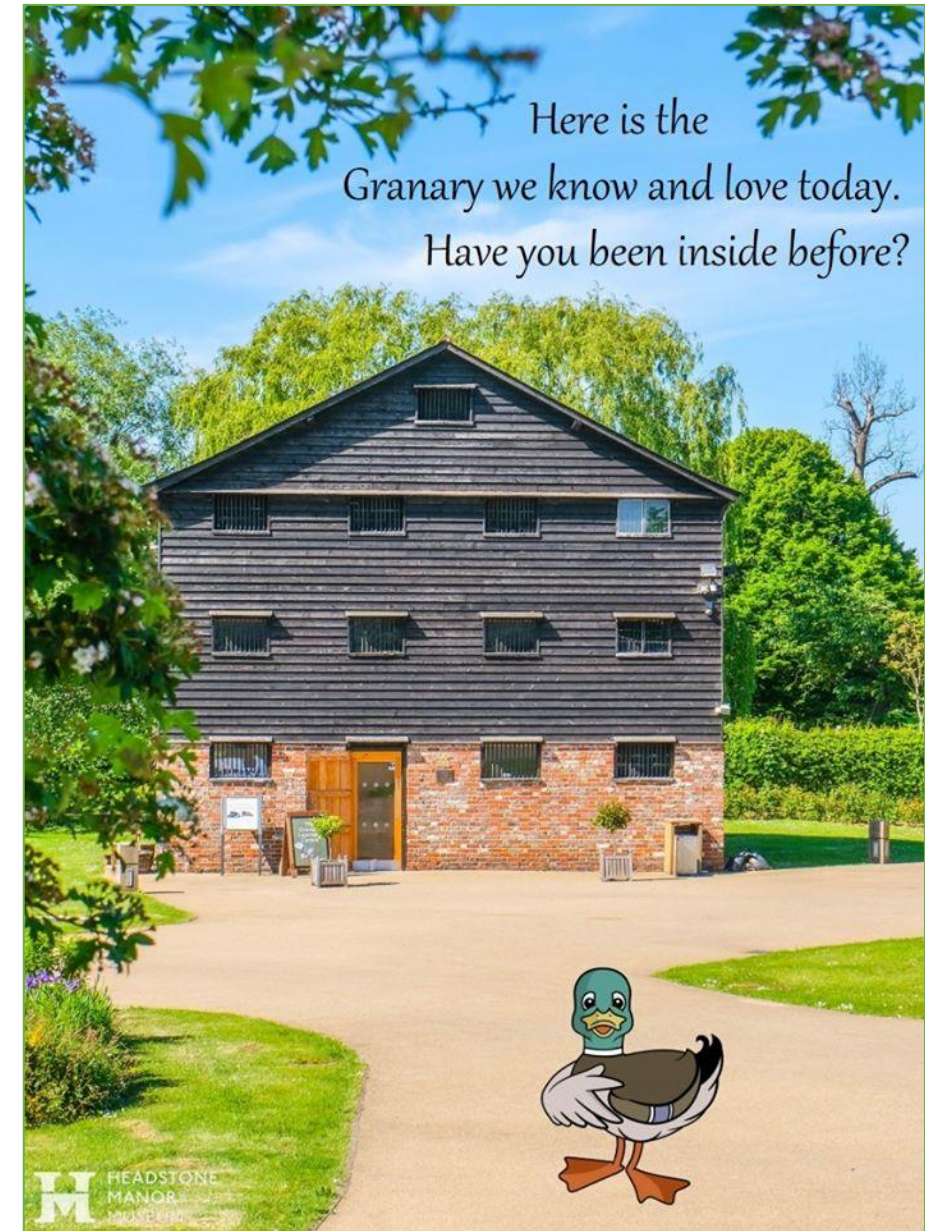
Friday, March 27th 2020

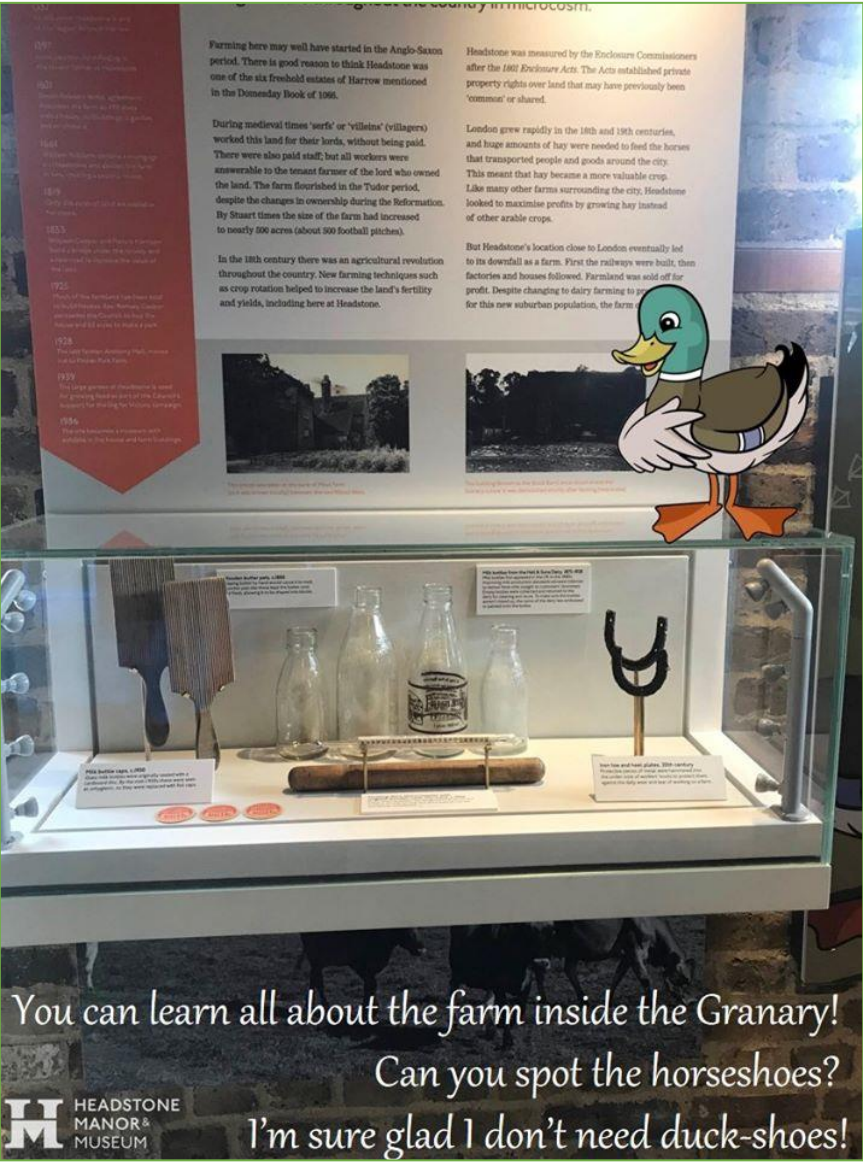
Post #2 (page 3 of 4)

Here is the Granary being rebuilt at Headstone Manor & Museum.
It was a massive project!



Here is the
Granary we know and love today.
Have you been inside before?





Headstone Manor & Museum Oh Bill!
They'd only be horseshoes from fairy horses! They are from the bottom of boots. You needed big strong boots to clomp around our muddy farmyard.



Here's that key I mentioned, you can see it's still all covered in rust!
Right now, it's being conserved – which means it's getting cleaned and repaired.
Do you have a big key like this for your house?



Each object in the Museum gets a number, including this key!
Its number is 2017.25

Friday, March 27th 2020

Post #3 (page 1 of 2)

Are you feeling a bit stressed out and worried? We've put together a 5 minute diary page that you can fill in each day to help yourself now and to help the historians of the future! Historians and museums rely on listening to memories, reading diaries and piecing together news stories from the past to find out how people really felt during life changing events. Writing down our feelings is also a great way to stay mindful and help take away some of those anxious thoughts we might be having in these uncertain times.

To help museums of the future, don't forget to send us your completed diary entries, either at the end of each day or all together! Don't forget to include any specific Harrow stories you might have! Have a go at our Headstone themed colouring page too! Show us your creations 😊

[#MindfulForMuseums](#) [#HeadstoneAtHome](#) [#MuseumsAtHome](#)

You can find the full sized version of this diary attached to the email!

You can always email info@headstonemanor.org for another copy.

(see next page for pictures for this post)

HEADSTONE
MANOR®
MUSEUM

MINDFUL FOR
MUSEUMS

Help your mind today and museums of the future.

Today's date:


Three things that made me happy today:

1.

2.

3.

How am I feeling out of 8? Colour in the petals!



One thing I accomplished today:

News from today that worried me:

News from today that inspired me:

One thing I'd like someone in the future to know about today:

What I did this morning:

What I did this afternoon:

What I did this evening:

This section can be used for anything you like. Maybe you'd like to write a whole diary entry for the day, draw a picture, press a flower, record a recipe, glue a photo...



Have you seen Detective Bills indoor bingo game? He wants to tell you some more about some of the things you need to hunt around your home! Today he wants to tell you about cooking!

Did you know that one of the first women to commute into London for work lived in Harrow? Her name was Mrs Beeton and she was a famous cookbook writer! Mrs Beeton was very popular because she made recipes very easy to follow. Have a look at some of her yummy cake recipes.

What are your favourite things to bake? Can you make up your own recipe? Look out for Bills activity later today!

[#ArtCartAtHome](#) [#HeadstoneAtHome](#)
[#HistoricHarrow](#) [#MuseumsAtHome](#)



Headstone History Detectives Indoor BINGO card

<div>A window</div> <div>How many windows has your house got?</div> <div></div>	<div>Something to cook with</div> <div></div>	<div>A clock</div> <div>Find all the ways to tell the time in your house!</div> <div></div>	<div>A camera</div> <div></div>	<div>Teddy Bears</div> <div>How many teddies have you got?</div> <div></div>
<div>Something to draw a picture with</div> <div></div>	<div>Something that is your favourite colour</div> <div></div>	<div>Some pennies</div> <div></div>	<div>3 different kinds of brush</div> <div></div>	<div>What shall we add to the card? Give us your ideas!</div> <div></div>

Saturday, March 28th 2020

Post #1 (page 2 of 2)

A NICE USEFUL CAKE.

1757. INGREDIENTS.—1/4 lb. of butter, 6 oz. of currants, 1/4 lb. of sugar 1 lb. of dried flour, 2 teaspoonfuls of baking-powder, 3 eggs, 1 teacupful of milk, 2 oz. of sweet almonds, 1 oz. of candied peel.

Mode.—Beat the butter to a cream; wash, pick, and dry the currants; whisk the eggs; blanch and chop the almonds, and cut the peel into neat slices. When all these are ready, mix the dry ingredients together; then add the butter, milk, and eggs, and beat the mixture well for a few minutes. Put the cake into a buttered mould or tin, and bake it for rather more than 1-1/2 hour. The currants and candied peel may be omitted, and a little lemon or almond flavouring substituted for them: made in this manner, the cake will be found very good.

Time.—Rather more than 1-1/2 hour. *Average cost*, 1s. 9d.

A NICE PLAIN CAKE.

1766. INGREDIENTS.—1 lb. of flour, 1 teaspoonful of Borwick's baking-powder, 1/4 lb. of good dripping, 1 teacupful of moist sugar, 3 eggs, 1 breakfast-cupful of milk, 1 oz. of caraway seeds, 1/2 lb. of currants.

Mode.—Put the flour and baking-powder into a basin; stir those together; then rub in the dripping, add the sugar, caraway seeds, and currants; whisk the eggs with the milk, and beat all together very thoroughly until the ingredients are well mixed. Butter a tin, put in the cake, and bake it from 1 1/2 to 2 hours. Let the dripping be quite clean before using: to insure this, it is a good plan to clarify it. Beef dripping is better than any other for cakes, &c., as mutton dripping frequently has a very unpleasant flavour, which would be imparted to the preparation.

Time.—1-1/2 to 2 hours. *Average cost*, 1s.

Seasonable at any time.

A NICE PLAIN CAKE FOR CHILDREN.

1767. INGREDIENTS.—1 quartern of dough, 1/4 lb. of moist sugar, 1/4 lb. of butter or good beef dripping, 1/4 pint of warm milk, 1/2 grated nutmeg or 1/2 oz. of caraway seeds.

Mode.—If you are not in the habit of making bread at home, procure the dough from the baker's, and, as soon as it comes in, put it into a basin near the fire; cover the basin with a thick cloth, and let the dough remain a little while to rise. In the mean time, beat the butter to a cream, and make the milk warm; and when the dough has risen, mix with it thoroughly all the above ingredients, and knead the cake well for a few minutes. Butter some cake-tins, half fill them, and stand them in a warm place, to allow the dough to rise again. When the tins are three parts full, put the cakes into a good oven, and bake them from 1 3/4 to 2 hours. A few currants might be substituted for the caraway seeds when the flavour of the latter is disliked.

Time.—1-3/4 to 2 hours. *Average cost*, 1s. 2d.

Seasonable at any time.

(see previous page for text for this post)

Saturday, March 28th 2020

Post #2

Michael Rosen is a children's author from Harrow. He grew up in Pinner. Click here and have a listen to his story about a very yummy chocolate cake!

<https://buff.ly/3duWpFj>

@MichaelRosenYes

What's your favourite pudding or dessert? Can you design a crazy cake? Or a delicious dessert? Make it from play dough, or clay, draw it, or even bake it! Have a look at these ones we made earlier 🍰

[#ArtCartAtHome](#) [#HeadstoneAtHome](#) [#HistoricHarrow](#) [#MuseumsAtHome](#)



Sunday, March 29th 2020

We're missing all our fantastic volunteers. We hope everyone is safe and well. If anyone is looking for online heritage volunteer opportunities, there's some great ways you can help in this article!

[#MuseumsAtHome](#) [#ArchivesAtHome](#)




To go to the website in the picture, click on the link below:

<https://www.atlasobscura.com/articles/archives-to-browse-from-home>



A message to our
visitors and friends from....
Bill the Duck!



That's all for this week folks! 🙌 Keep an eye out for the next social media update newsletter!

If you have social media, you can follow us on Facebook (Headstone Manor & Museum) and Twitter (HeadstoneManor1).

If you have friends or family with little ones or teachers who you think would like these activities, feel free to share!

Catch you next week – I better shake a tail feather and get back to organising my tour!

Love,
Bill the Duck