




**HEADSTONE
MANOR &
MUSEUM**

A message to our
visitors and friends from....
Bill the Duck!



Hello! 🖐️

I'm back again to give you an update for what we've been posting from April 6 to April 12, 2020. This week we took on a new challenge - #Archive30! We also celebrated Easter – the gnomes seemed to enjoy it!

There's also something new we want to announce – these newsletters and all of our activities (including Bill's tour, Mini Museums, and more!) will be going up on our website! We're currently building the page now, but soon you will be able to download individual activities as PDFs. Then you can save, share, and print them out! We'll keep you posted on how it's going – hopefully it will be up and running next week.

Enjoy!!

Monday, April 6th 2020

Post #1 (page 1 of 3)

Gnomes have taken over the museum while we are all away! They are having a great time exploring and getting on Bill the Ducks nerves, but they have upset the Green Man! We need to complete lots of activities so they can make the Green Man happy again!

The Green Man is in charge of bringing Spring and won't if we don't help the gnomes out The photograph shows the Green Man at St Mary's Church on the Hill. Have you seen any faces like this before? First we need to find the gnomes!

Create your own Gnome hunt at home! Build a gnome puppet, or if you'd like to, make lots! Then have a grown up hide them all around the house - remember gnomes like old objects, and shiny objects.

[#GnomeTakeover](#) [#ArtCartAtHome](#) [#HeadstoneAtHome](#) [#MuseumAtHome](#)

(see next page for pictures for this post)



(see previous page for text for this post)



Make your own Gnome puppet!

H HEADSTONE MANOR & MUSEUM

YOU WILL NEED:

- LOLLIPOP STICK (OR CARD CUT INTO A BODY SHAPE)
- COTTON WOOL BALLS
- SOME COLOURED CARD OR FELT
- A PENCIL
- GLUE

STEP ONE:
CUT OUT A TRIANGLE OF FELT OR CARD AND GLUE TO YOUR LOLLIPOP STICK

STEP TWO:
PULL APART YOUR COTTON WOOL

STEP THREE:
DRAW EYES AND A NOSE THEN GLUE SOME COTTON WOOL ON AS A BEARD. AND YOU'RE DONE!

(see previous page for text for this post)

Monday, April 6th 2020

Post #2 (page 1 of 2)

The Gnomes have even come to take over Mini Museum! They want to tell you all about their favourite time of year, Spring!

Here is a story all about cheeky gnomes and a beard growing contest! It is called 'Go big or go gnome' <https://www.youtube.com/watch?v=Z1sfr861dGA>

Our gardens are full of lovely spring flowers and insects because spring is here! The gnomes love the springtime flowers and like to hide in them! During spring lots of baby animals are born, like chicks, and lambs, and baby bunnies! Listen to this song all about hopping bunnies, can you join in? <https://www.youtube.com/watch?v=BHcFQ9gaMF4>

Can you make a beautiful flower for the gnomes? They like bright colours and big flowers. There are lots of different ways you can make a flower. You could use your hands and some paint to make the petals or use a potato to make a stamp! Get creative with different materials, this one is made from sticky notes!

[#MiniMuseum](#) [#UnderFives](#) [#HeadstoneAtHome](#) [#MuseumAtHome](#)

(see next page for pictures for this post)



(see previous page for text for this post)

Tuesday, April 7th 2020

Post #1 (page 1 of 2)

The Gnomes are back with a new activity! They would like you to make a Green Man for yourself 🌿

Did you know? The Green Man makes an appearance at May Day festivals in the form of Jack in the Green. Some people also say that the Green Man inspired the original folk story of Robin Hood! He is also represented in Greek, Roman, and Egyptian Gods.

The Green Man is a symbol of nature so the best way to make your own is from nature! Here's how to make a scavenger art Green Man. For some ideas you could look at different churches that have them or festivals that have their own Jack in the Green.

Use some clay & scavenged finds such as leaves/ feathers/ seeds heads/ sticks and model your own green man. If you don't have clay you could glue your finds to some card, or just make a picture of your Green Man on the ground!

Have a look here for some more examples and top tips for scavenger art!

http://www.treetoolsforschools.org.uk/.../p.../pdf_green_man.pdf

[#GnomeTakeover](#) [#ArtCartAtHome](#) [#HeadstoneAtHome](#) [#MuseumAtHome](#)

(see next page for pictures for this post)

Tuesday, April 7th 2020, Post #1 (page 2 of 2)



(see previous page for text for this post)

Bill's taking us into the Modern Harrow room this afternoon!

Let's go! 🐥

[#TimeTravellingThroughHarrow](#)

[#HeadstoneAtHome](#)

[#HistoricHarrow](#)

[#MuseumAtHome](#)

HM HEADSTONE MANOR & MUSEUM

A message from....
Bill the Duck!




Hey! 🙌 Today we're starting at the beginning of our journey back in time. The museum takes you on a backwards journey of the history of Harrow, starting with more recent history. The Modern Harrow room has lots of things to look at, including many objects relating to World War Two. Lots of soldiers from Harrow went to fight in the war, but sadly not all of them came back. We've got all sorts of things that belonged to soldiers in this room, and I want to show you some! I've also been told that in summer we'll have an exhibition in the Special Exhibitions Room all about Victory in Harrow and what happened after the war.

Now, this room we're in is rumoured to have been used to make dairy products such as butter and cheese! My favourite! 😊 But I think it has a more exciting past. There's a safe built into the wall of this room that's never been opened...at least not recently! Even Margery says she doesn't know what's in it! I think it's duck food, more than I could ever want in my whole life! What do you think is in there?

Try to spot it when you go to the Museum next time! See you soon!





Several objects in this case belonged to 2nd Class Warrant Officer George Munt. There he is front and centre! He drove for the Royal Army Service Corps in World War II.



These are the medals George Munt received for his service in WWII.
Using the list at the right, can you identify them?

The one on the right isn't listed, but is an Efficiency Medal
awarded by Queen Elizabeth II to mark 12 years service.



2017:138.3

Campaign Stars, Clasps and Medals
instituted in recognition of service
in the war of 1939-45

NUMBER OF STARS, MEDALS,
CLASPS or EMBLEMS ENCLOSED 2.

Order of Wearing	Description of Ribbon	Clasp or Emblem (if awarded)
1 1939-45 Star	Dark blue, red and light blue in three equal vertical stripes. This ribbon is worn with the dark blue stripe furthest from the left shoulder.	Battle of Britain
2 Atlantic Star	Blue, white and sea green shaded and watered. This ribbon is worn with the blue edge furthest from the left shoulder.	Air Crew Europe or France and Germany
3 Air Crew Europe Star	Light blue with black edges and in addition a narrow yellow stripe on either side.	Atlantic or France and Germany
4 Africa Star	Pale buff, with a central vertical red stripe and two narrower stripes, one dark blue, and the other light blue. This ribbon is worn with the dark blue stripe furthest from the left shoulder.	8th Army or 1st Army or North Africa 1942-43
5 Pacific Star	Dark green with red edges, a central yellow stripe, and two narrow stripes, one dark blue and the other light blue. This ribbon is worn with the dark blue stripe furthest from the left shoulder.	Burma
6 Burma Star	Dark blue with a central red stripe and in addition two orange stripes.	Pacific
7 Italy Star	Five vertical stripes of equal width, one in red at either edge and one in green at the centre, the two intervening stripes being in white.	
8 France and Germany Star	Five vertical stripes of equal width, one in blue at either edge and one in red at the centre, the two intervening stripes being in white.	Atlantic
9 Defence Medal	Flame coloured with green edges, upon each of which is a narrow black stripe.	Silver laurel leaves (King's Commendation for brave conduct. Civil)
10 War Medal 1939-45	A narrow central red stripe with a narrow white stripe on either side. A broad red stripe at either edge, and two intervening stripes in blue.	Oak leaf

2017:137.2

2017:137.2

Soldiers and sailors also had to comply with rationing.

Rationing limited the types of food you could get and how much you could buy.

**LEAVE OR DUTY
RATION BOOK**
SOLDIER OR SAILOR.

Serial No. **L 24 N^o 167652**

IF FOUND, RETURN TO ANY FOOD OFFICE.

1. Holder's } Name { Rank.....
 } { Number.....

2. Unit or Ship.....

3. Proceeding from.....

4. Beginning of leave or duty.....

5. End of leave or duty.....

6. Is holder proceeding at end of
leave or duty on Active Service }
Abroad or Service Afloat ? }

7. Signature and Rank }
of Officer issuing }

8. Unit or Ship of Officer issuing.....

N. 9 (Revised).

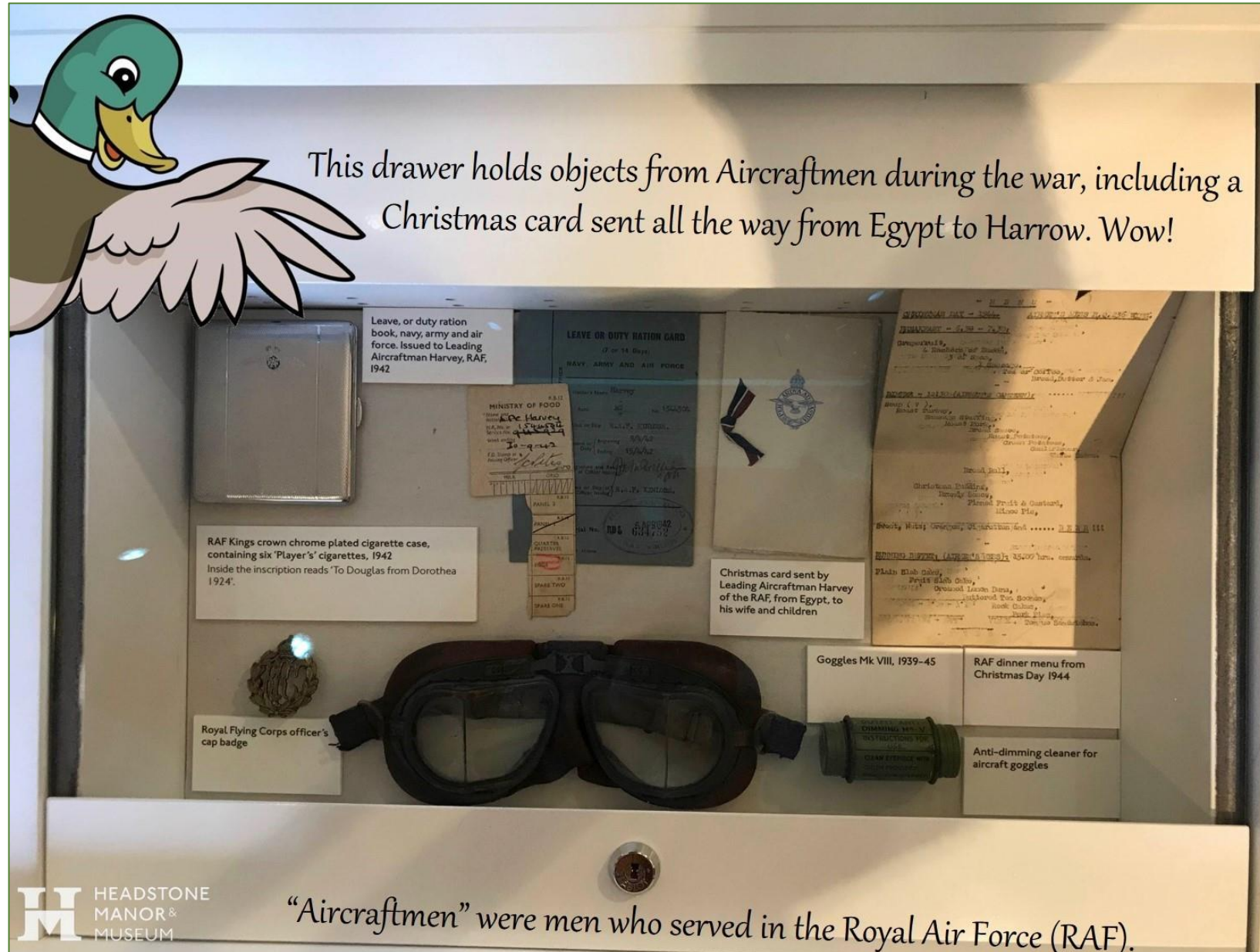
H Harrow Museums Trust

2017.137.2



Because it was wartime, food was at a premium.

Rationing made sure everyone got a fair amount of food to eat.



2017:141



2017:140



These objects would have been owned by pilots in the Royal Air Force (RAF) and its predecessor, the Royal Flying Corps (RFC).

They are flight goggles, a gas mask/goggles eyepiece cleaner, and a cap badge.



2017:142

Tuesday, April 7th 2020

Post #3

We're a huge fan of Heritage Open Days and were so happy to be asked to write a blog post for them about our Mindful For Museums activities...find out more by following the link!

[#MindfulForMuseums](#) [#HeritageOpenDays](#)
[#MuseumAtHome](#) [#HistoricHarrow](#)



Read the blog featuring our Community Engagement Officer, Emily:

<https://www.heritageopendays.org.uk/blog/mindful-museums-for-worry-monsters>

Wednesday, April 8th 2020

Post #1 (page 1 of 2)

Today the gnomes have been thinking about redecorating the Manor House 🧐 Luckily Bill the Duck got there just in time to stop them!

Your task is to do some decorating of your home and colour in a Gnome to display. Be creative and use different techniques and materials! You could use tissue paper, or fabric, or things from the garden. Download and print this colouring sheet or draw your own!

Put your gnome in your window so everyone can see your amazing creation! When you go for a walk, can you see any others around?

Stay safe. Make sure to follow all Government guidelines regarding social distancing when leaving your home.

[#GnomeTakeover](#) [#ArtCartAtHome](#) [#HeadstoneAtHome](#) [#MuseumAtHome](#)

(see next page for pictures for this post)

Wednesday, April 8th 2020
Post #1 (page 2 of 2)



(see previous page for text for this post)

Wednesday, April 8th 2020

Post #2 (page 1 of 3)

Our current exhibition, The Intelligent Instinct by Jane McAdam Freud, was due to finish April 26th. We have decided to extend this until July 5th - we will review this date if necessary. As we are closed we decided to take this opportunity to share Jane's exhibition virtually with one of her pieces per week! Our first one is Weighted Totem!

To find out more about Jane visit:

<https://buff.ly/2RmiWKL>

[#VirtualExhibition](#) [#ArtInHarrow](#) [#MuseumAtHome](#)

(see next page for pictures for this post)

Wednesday, April 8th 2020
Post #2 (page 2 of 2)



(see previous page for text for this post)

Wednesday, April 8th 2020

Post #2 (page 3 of 3)

Weighted Totem, 2018

By Jane McAdam Freud

- *Materials:* Object Discards
- *Artist's statement:* This strangely familiar object is like an ancient figure with a totemic hair do. It is a semi figurative sculpture that harks back to prehistoric two-dimensional imagery, like the paintings on the caves.
- *Paired with:* Parlour fireplace
- *Location in Manor House:* The Parlour



H HEADSTONE
MANOR &
MUSEUM

(see previous page for text for this post)


Thursday, April 9th 2020

Post #1 (page 1 of 3)

Bill the Duck has a task for you today! The Gnomes are causing chaos in the Manor House, can you make the gnomes their own house to play in?

Gnomes like different kinds of houses. What kind does your gnome like?

Some like old houses, like Headstone Manor. Headstone Manor has lots of different parts to it, the oldest part of the house is nearly 800 years old. You could build them a house from your toy bricks!

Others like to live in colourful toadstools. Gnomes like bright colours! You can make one of these for your gnome using the instructions attached 

You could also make an outside den for your gnome! Find some sticks to build a shelter, then cover it in leaves so no one can find it!

[#GnomeTakeover](#) [#ArtCartAtHome](#) [#HeadstoneAtHome](#) [#MuseumAtHome](#)

(see next page for pictures for this post)



(see previous page for text for this post)

Make your own Gnome House



YOU WILL NEED:

- CARDBOARD TUBE
- COLOURED PAPER
- COLOURING PENS
- GLUE AND STICKY TAPE
- SCISSORS

STEP ONE:
START BY MAKING YOUR ROOF. DRAW A BIG CIRCLE ON A SHEET OF COLOURED PAPER. TRY DRAWING AROUND A CUP OR A BOWL OR A PLATE – SEE WHAT SIZE ROOF YOU LIKE!




STEP TWO:
CUT OUT YOUR CIRCLE AND FIND THE MIDDLE. CUT A SLIT TO THE MIDDLE, THEN FOLD THE EDGE AROUND TO MAKE A CONE SHAPE.




STEP THREE:
DECORATE YOUR ROOF WITH WHITE SPOTS OR ANYTHING THAT YOU LIKE!


STEP FOUR:
NOW FOR THE REST OF THE HOUSE. CUT A STRIP OF PAPER AS BIG AS YOUR TUBE - IF YOU DONT HAVE A TUBE YOU CAN USE CARD AND MAKE ONE.



STEP FIVE:
DRAW ON YOUR FRONT DOOR AND WINDOWS. ADD IN ANY DECORATIONS YOU THINK THE GNOMES WOULD LIKE.



STEP SIX:
STICK THE PAPER AROUND YOUR TUBE. OR IF YOU'RE USING A PIECE OF CARD STICK THE SIDES TOGETHER TO MAKE A TUBE. THEN ATTACH THE ROOF WITH TAPE!



(see previous page for text for this post)

Thursday, April 9th 2020

Post #2

One of the gnome's favourite things is to listen to and tell stories 📖 Museums like to collect the stories of people, modern ones as well as historic stories! Have you tried our Mindful for Museums worksheets? There is space on them to tell the story of your day, if you would like to help the museum learn more and collect lots of stories you can also send it to us!

The Green Man is in lots of different stories. Some people even think the Green Man is linked to the original folklore tale of Robin Hood!

Can you write a letter from your gnome? You can make up a person to send it to (maybe write a letter to the Green Man!) or send it to a friend or family member ✉️

[#GnomeTakeover](#) [#ArtCartAtHome](#)
[#HeadstoneAtHome](#) [#MuseumAtHome](#)



Thursday, April 9th 2020
Post #3

Sorry we're late to the [#Archive30](#) party! Our [#ArchiveSecret](#) is that we are working on lots of new plans... including a new Study Room! Drop us a line when we reopen the Harrow Local History Collection & Archive in Oct to see how it's going! Remember, it's at Headstone Manor now!



© London Borough of Harrow

Friday, April 10th 2020



Post #1 (page 1 of 2)

Gnomes love Easter and chocolate eggs! Their favourite thing to do is to play games! They have been playing lots of tricks on Bill this week and hiding eggs everywhere.

Here are some gnome approved egg-citing ideas for games today and for the weekend!

- 🥚 Have an egg and spoon race. Make it a challenge by adding in some obstacles!
- 🥚 Colour in an Easter egg! Design your own with the blank egg shape or colour in this design!
- 🥚 Whole family Easter bonnet parade – who can make the most impressive bonnet with only things you find in the house? You could get your whole family and friends involved using video call!
- 🥚 Make your own Easter egg trail. Here are some handy hints to use as clues! <https://www.madeformums.com/school-a.../easter-egg-hunt-clues/>
- 🥚 Decorate your eggs to look like spring flowers! http://www.treetoolsforschools.org.uk/.../pdf_spring_flowers_...
[#GnomeTakeover](#) [#ArtCartAtHome](#) [#HeadstoneAtHome](#) [#MuseumAtHome](#)

(see next page for pictures for this post)



(see previous page for text for this post)

Friday, April 10th 2020

Post #2

The Harrow Local History Collection & Archive is taking on the [#Archive30](#) challenge on Twitter! We were a bit late to the party (oops!), but we will be posting every day until the end of April. Follow along for some fun tidbits about the Archive & its objects while the Archive is closed! Check it out on Twitter by following [@HeadstoneManor1](#)! [#HistoricHarrow](#) [#MuseumAtHome](#) [#ArchiveAtHome](#)



Friday, April 10th 2020


Post #3

We all know no [#Foodanddrink](#) is allowed in the archive... but we do have accounts from Fairholme (1781) and Sheepcote (1834) Farms! It was at Sheepcote Farm that Grimmwade's Desiccated Milk was created & praised by Florence Nightingale during its use in the Crimean War! [#Archive30](#)

Hey it's Bill! Today he's showing you
more of the Modern Harrow room! 🦆
[#TimeTravellingThroughHarrow](#)
[#HeadstoneAtHome](#)
[#HistoricHarrow](#) [#MuseumAtHome](#)

HM HEADSTONE MANOR & MUSEUM

A message from....
Bill the Duck!

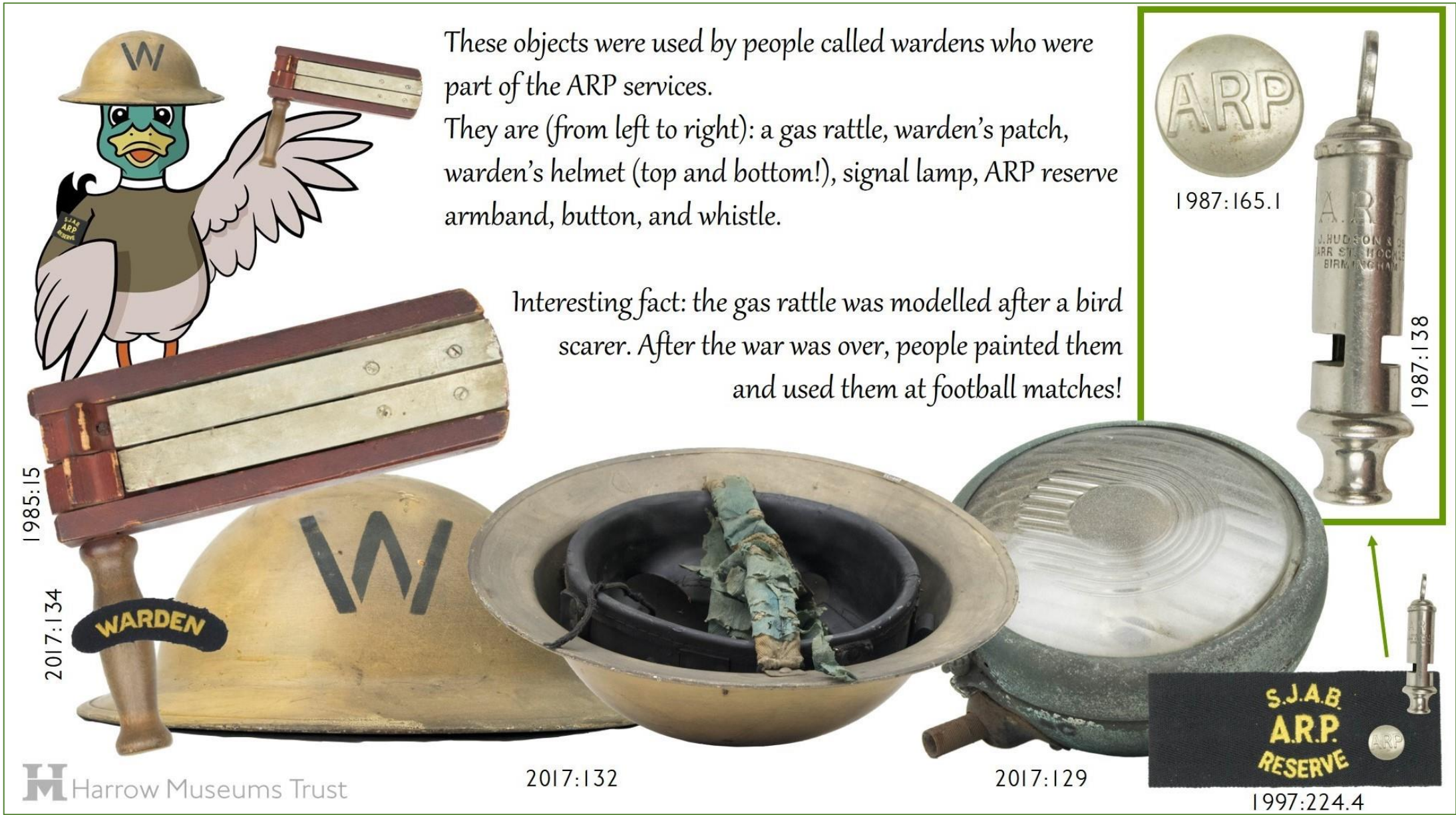


Hi Time Travellers! 🦆 Today we are going to talk about something that was on everyone's mind during the war - bombs. The Germans had bombed London during WWI, and the government was worried they might do it again. So they created the Air Raid Precautions service before WWII. The ARP decided that to protect against chemical attacks, everyone needed gas masks - even children and babies! Civilian wardens were recruited to help sound air raid sirens, guide people to shelters, examine unexploded bombs, and enforce blackout - which meant all windows must be covered to prevent light escaping. To protect themselves, people built shelters in their gardens, in the street, and in their houses!

During the Blitz (7 September 1940 – 11 May 1941) incendiary bombs and parachute mines were dropped by German aircraft, and led to the creation of Fire Watchers, who guided emergency services. We have many records of ARP wardens and Fire Watchers from Harrow! It was during this time that the Battle of Britain was won, directed from Fighter Command Headquarters - Bentley Priory in Stanmore. ✈️

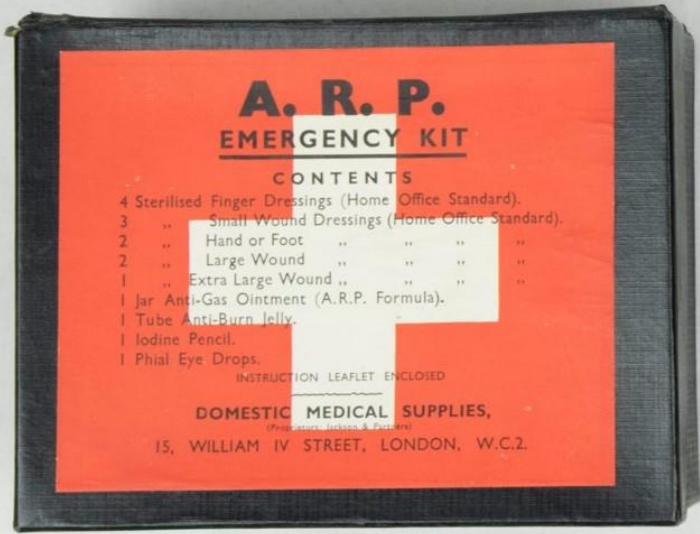
Later in the war, other weapons were dropped: the V1 (aka Doodlebug) bomb and V2 rocket missile. Overall, 509 bombs and four parachute mines were dropped on Harrow - including fifteen V1 bombs. We have several bomb fragments in the Museum collection, can you believe it? Harrow's Surveyor's Department created a map which shows where each bomb fell in the borough - the Archive at the Museum has this map, too.






One of the jobs of people serving in the ARP was emergency services. They were given emergency kits containing these objects to help if people were injured by bombs or gas attacks!

Do you have any of these items in your first aid kit?



1994:1






This was one of many booklets published to help the Home Guard.

The Home Guard operated from 1940-44 and was made up of volunteers who were ineligible for active military service.

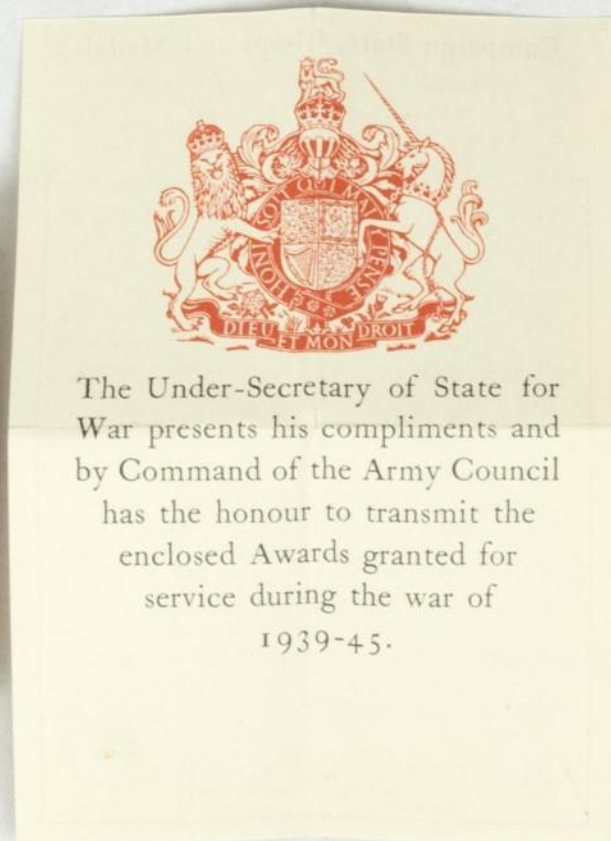
Their job was to serve as the last line of defence inside the UK to protect from invasion, hence the name 'Home Guard'.



Medals weren't only given to soldiers serving on the front lines!
Civilian men and women who served in the Home Guard, Women's Voluntary Services,
some ARP services, and other important roles were awarded The Defence Medal.



2017:137.1



2017:137.2



2017:137.3



2017:137.4



This case is called 'The Bomb Case'
because it contains an actual bomb!
There are also gas masks displayed.



Don't be afraid!
This incendiary bomb is harmless now.
It is made up of two parts: the body and fin.
It fell on Weald Lane, Harrow Weald
during the Blitz.

1994:93



1987:184.1



1987:184.3

The Museum also has pieces of
shrapnel from other bombs, like
these two which came from
Grove Hill, Harrow.

In order to protect themselves from dangerous gas released by some bombs, many people had gas masks. This one is for a child, and is nicknamed a 'Mickey Mouse' mask because of its shape.



I don't think I'd like to wear one!



I992:II.1a



I992:II.1b



Saturday, April 11th 2020

Post #1 (page 1 of 2)

Have you hear about Bill the Duck's new neighbours?

Several new luxury detached homes have been put up in the Museum grounds and Bill is looking forward to see who will move in. Don't worry the Museum hasn't become a building site as these are homes for birds!

Lots of children and their grown ups came to the Museum at half term and made bird boxes, maybe you helped with this, & we've been busy putting them up. We hope to attract lots of birds including blue tits, great tits, house sparrows, blackbirds, robins and wrens. Find out more about these birds and listen to their call at <https://buff.ly/2yL159X>

Visit the RSPB's website <https://buff.ly/3aWSgbb> for fun, games and learning activities; and instructions for making and locating your own bird box.

We'd love to see photos of your bird boxes, if you make one or you may have one already; and to hear about which birds you've spotted.

(see next page for pictures for this post)



(see previous page for text for this post)

Saturday, April 11th 2020

Post #2

Our [#Archive30](#) [#Object](#) is our 1876 facsimile of the Middlesex & London Domesday Book. Harrow (Herga) & Stanmore (Stanmere) both appear in Domesday, so it has seen a lot of researchers! Luckily, we were recently gifted the Alecto Edition, so our 1876 copy can rest!

Saturday, April 11th 2020

Post #3

It seems so strange to be indoors, especially on beautiful spring days. People have been taking up their paints pastels and pencils to recreate happier times.

This drawing of Headstone Manor was sent to us by Howard Tarbox, and was inspired by a photo on our Facebook page. We loved receiving it! It really cheered us up.


If you get inspired too, send us your artwork on info@headstonemanor.org
[#HeadstoneAtHome](#) [#MuseumAtHome](#)



Sunday, April 12th 2020

Post #1

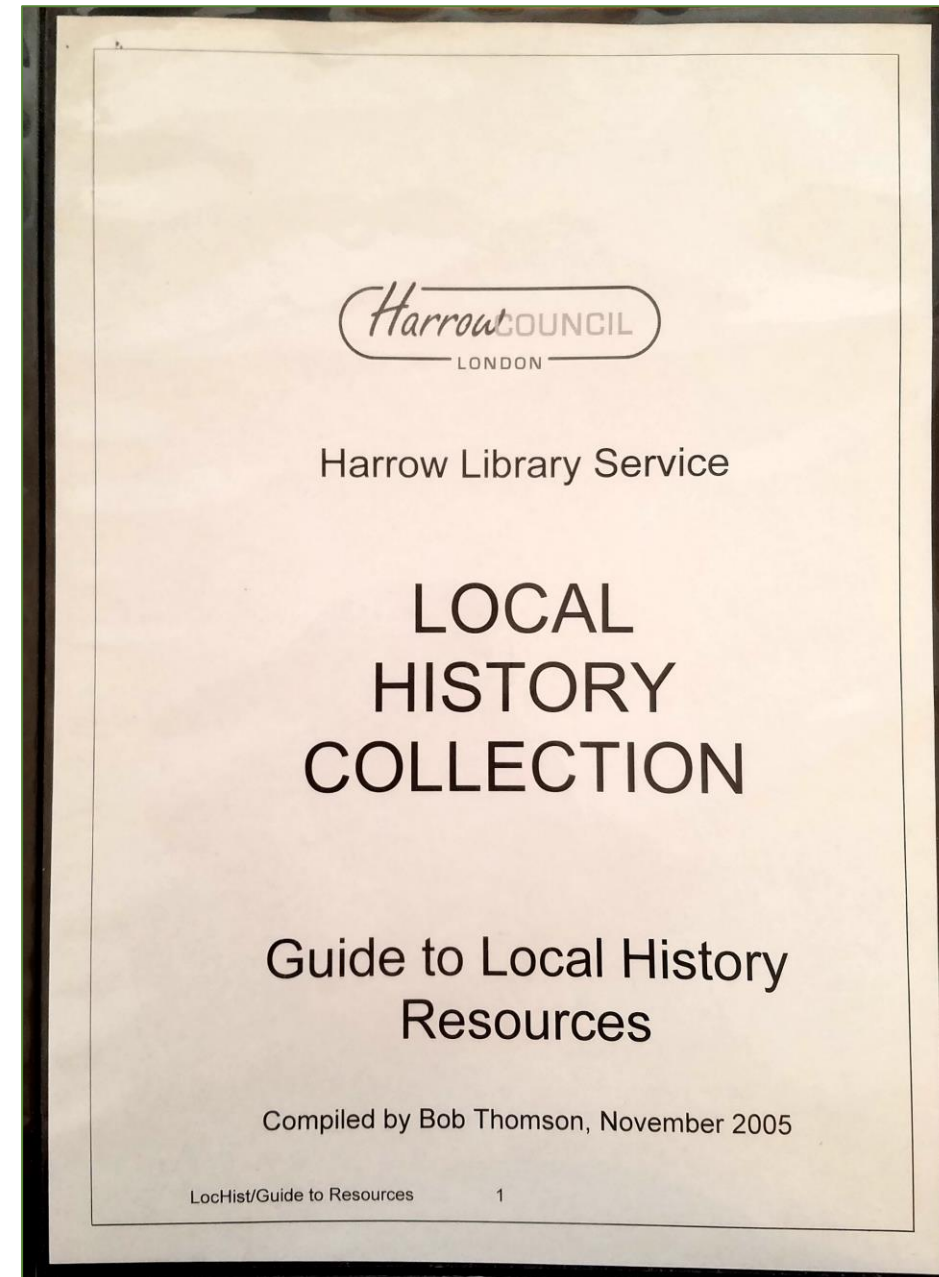
Happy [#Easter](#)! This beautiful stained glass window in Liverpool Cathedral is an original [#Whitefriars](#) design, created by Carl Edwards at the factory in Wealdstone! According to Revd Noel Vincent, it represents the risen Christ, looking upon the world. Check out more at [whitefriars.glass](#) and keep an eye out for Bill the Duck's tour of the Whitefriars Room!
[#MuseumAtHome](#)
[#HeadstoneAtHome](#)
[#HistoricHarrow](#)



Sunday, April 12th 2020

Post #2 (page 1 of 2)

Our earliest [#ArchivePeople](#) are lost to history, but there are those who shaped the Archive we know today! They include librarians Alan, Bob, & Hazel, assistants like Sylvia, & volunteers like Marilyn, Alison, & more! Today the Collections staff is Stacey & Kelly! [#Archive30](#)




Sunday, April 12th 2020
Post #2 (page 1 of 2)

& for [#Archive30](#) [#ArchivePeople](#)
we're featuring local historian
E. M. Ware, who spent decades
researching Pinner history,
culminating in the 3-part
'Pinner in the Vale'. He then left all
his research, images & manuscripts
to us! We're cataloguing it all
now... treasures await!





A message to our
visitors and friends from....
Bill the Duck!



That's all for this week folks! 🙌 Keep an eye out for the next social media update newsletter!

If you have social media, you can follow us on Facebook (Headstone Manor & Museum) and Twitter (HeadstoneManor1). Remember, the #Archive30 challenge is only on Twitter!

And if you have friends or family with little ones or teachers who you think would like these activities, feel free to share!

Catch you next week – I better shake a tail feather and get back to organising my tour!

Love,
Bill the Duck