




A message to our
visitors and friends from....
Bill the Duck!



Hello! 🖐️

I'm back again to give you an update for what we've been posting from April 13 to April 19, 2020. This week we were riddled with gnomes – they were hiding everywhere, even in my soup! Luckily they're off home now!

Good news about the website – all the activities are on there now! Featuring: Bill the Duck's Time Travelling Tour, Headstone History Detectives, Mini Magical Museum, Mindful For Museums, and this newsletter. It will update once a week.

Here's the link: <https://headstonemanor.org/learning/online-learning/>

We've also launched a call-out for collecting digital and physical objects related to Covid-19/Coronavirus in Harrow. Check out the post from April 19th for more information.

Monday, April 13th 2020

Post #1

Good Morning! The gnomes are back for another week of fun and games!

Today the challenge is to create a story using your gnomes and green man! Try making a stop motion video like this one 🎬

Stop motion videos are lots of photos put together to make it look like a video. You can use an app to put them together (there are lots of free ones!) Use all the props you have made so far!

You could even make a frame for your video! Here's an idea to create a natural frame:

You will need 4 sticks and something to tie the corners with to make a frame, you could use dried grass, an ivy stem and some natural materials – some of nature's recycling or rubbish such as hedge trimmings/ bird feathers/ fallen leaves or petals/ seed cases.

Tie or lash your 4 sticks together & decorate your frame (here are some instructions for a lashing knot! <https://www.animatedknots.com/square-lashing-knot>)

[#GnomeTakeover](#) [#ArtCartAtHome](#) [#HeadstoneAtHome](#) [#MuseumAtHome](#)

(video for this post visible on Facebook)

Monday, April 13th 2020

Post #2 (page 1 of 2)

The Gnomes have taken over Mini Museum again! This week they want to talk about ducks and something that makes Headstone Manor very special. Our Moat and our ducks!!

The Moat was built 700 years ago. When Headstone Manor was a farm, lots of animals would use the moat to drink from. Now the animal you are most likely to see on our moat are ducks! Bill the Duck is our museums mascot and the gnomes have been having a great time playing with him whilst the museum is empty.

Here is a song about lots and lots of ducks. Can you sing along? Do you know any actions? <https://www.youtube.com/watch?v=lveDpWHkUSY>

There are lots and lots of stories about ducks, here is one by Dr Seuss about duck feet! https://www.youtube.com/watch?v=0v_IMmntIAI

You could try to make your own duck feet and walk like Bill the duck 🦆 Click the link for some instructions and ideas! <https://emmaowl.com/duck-feet-painting/>

[#MiniMuseum](#) [#Under5s](#) [#GnomeTakeover](#) [#HeadstoneAtHome](#) [#MuseumAtHome](#)

(see next page for picture for this post)



(see previous page for text for this post)

Monday, April 13th 2020

Post #3



For [#VEDay75](#) the Museum and Archive joined forces to do [#Outreach](#) and gather oral histories and memories of VE Day and the end of WWII. We had roadshows at all the local libraries, and it was great meeting residents of Harrow and learning more about our history. [#Archive30](#)

Tuesday, April 14th 2020

Post #1 (page 1 of 2)

Today the Gnomes would like to share their favourite object! Can you guess what it is? – hint: You can see them in the photo below! Need some clues to work out what they are?

It is used to make their favourite food!

Their favourite food is good for picnics and goes well with ice cream!

The object can be used to make the food into different shapes!

Did you guess?

The gnomes love the jelly moulds in the museum!

Did you know? Lots of recipes used to use jelly moulds, even for things like meat and vegetables! Mrs Beeton has lots of recipes for jelly, including meat jellies to be used in pies.


Can you collect a miniature museum of small objects for the gnomes?

The only rule is that it has to all fit onto one sheet of paper! Fold the paper into 8 squares, each object should fit in the square. Remember some things that gnomes like are shiny, old, colourful, from nature. What other things do gnomes like?

[#GnomeTakeover](#) [#ArtCartAtHome](#) [#HeadstoneAtHome](#) [#MuseumAtHome](#)

(see next page for pictures for this post)

Tuesday, April 14th 2020, Post #1 (page 2 of 2)



(see previous page for text for this post)

Hi Time Travellers! Bill has more to say about the Modern Harrow room in the museum! Keep your eyes peeled for even more later on!


[#TimeTravellingThroughHarrow](#)

[#HeadstoneAtHome](#)

[#HistoricHarrow](#) [#MuseumAtHome](#)



A message from....
Bill the Duck!



Hi there! 🙌 Today we're checking out what else happened on the Home Front. World War II wasn't only won on the battlefield, but also by people helping in the UK. War work was everyone's responsibility, and with many men fighting abroad, it often fell to women to take up the mantle back home. Many Harrow women served in the Women's Voluntary Services which undertook activities like fire watching for civil defence.

Women also worked in large numbers in Harrow's Kodak factory, which was important to the war effort as it made cameras and film... and maybe other super secret things! It was believed to be a target for bombs, which means the men and women working there were very brave!

But it wasn't just the adults who helped - children played their parts, too. Everyone followed rationing rules, which put restrictions on food, clothes, petrol, and other items which were hard to find during the war. It was important to reuse and recycle as much as possible - can you spot the 'Make do and Mend' dressing gown on display? Children also helped their parents dig allotments to grow food for their families! 🍅 Do you have an allotment today?

People celebrated with street parties when the war ended in Europe in May 1945 - a day called Victory in Europe (VE) Day! The war officially ended on Victory over Japan (VJ) Day in August. I'll be back later today for one more post about the Modern Harrow room - keep an eye out!

Tuesday, April 14th 2020
Post #2 (page 2 of 6)



Women took on a
lot of roles in the war...



H HEADSTONE
MANOR
MUSEUM

...including
working
as nurses!

In Harrow, women served as Fire Guards, too. This armband may have belonged to a woman like Miss Watts, who was enrolled in 1942.



1997:95

1945:166:17

WOMEN. S.N. 221

HARROW URBAN DISTRICT

Civil Defence Duties (Compulsory Enrolment) Order, 1942

ENROLMENT NOTICE

TO *Miss Margery J. Watts*
of *19 Home Meads Stanmore*

NOTICE IS HEREBY GIVEN to you by the Urban District Council of Harrow that, pursuant to article 3 of the Civil Defence Duties (Compulsory Enrolment) Order, 1942, you have been enrolled for the performance of fire prevention duties in the said District, and that you are required to comply with such directions as may be given to you by the person or persons specified in the Schedule hereto, defining the fire prevention duties to be performed by you and the time, place and manner of their performance. Failure to comply with any such direction is an offence under the Defence (General) Regulations, 1939.

Dated *3* NOV 1942 194

Arthur Young
Clerk of the Council & A.R.P. Controller.

SCHEDULE

(1) The Chief Warden for the Urban District from time to time.
(2) The Fire Guard Staff Officer appointed from time to time by the Harrow Urban District Council.
(3) Any Head Fire Guard appointed from time to time by the Harrow Urban District Council.

1988:166.17


Remarks:

657

PARKER, MISS.

	£	s.	d.
War Bonus			10
Wages	2	10	6
Bedaux Bonus		5	8
Less:			
State Ins.	1/3	3	6
K.R.S.	1/3		2
Savings a/c			
Fines			
H.S.A.	3		
H.S.F.			
Lib. Fines			
Income Tax	9/6		
TOTAL £	2	14	7

2017:136.2



2017:135.1-2

Harrow's Kodak factory kept working throughout the war.



Many women worked at the factory to help keep it running. Miss Parker's pay packet shows she received a war bonus during her work there.

These film cannisters were one of the things made at the factory!

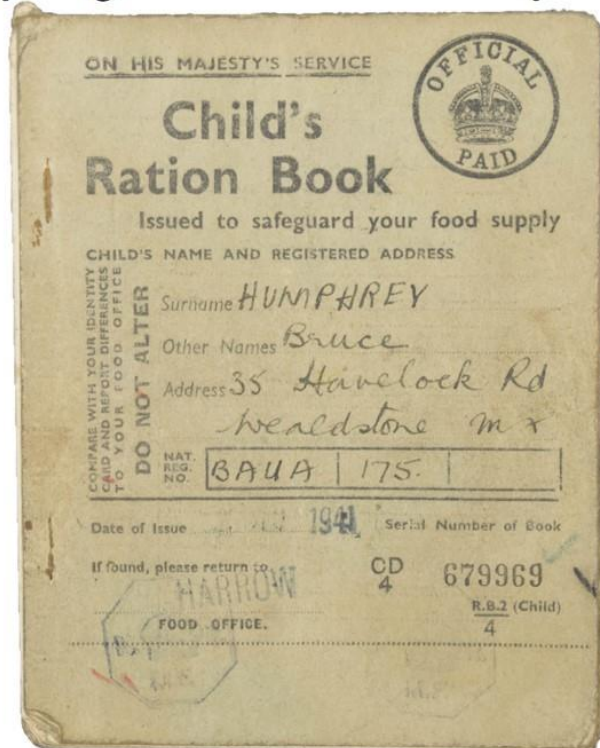


Tuesday, April 14th 2020
Post #2 (page 4 of 6)

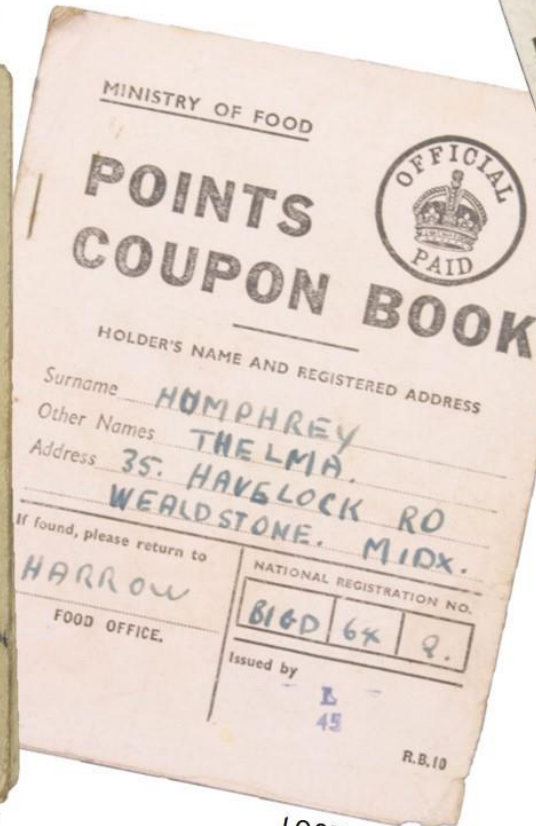


There were a lot of restrictions on food during the war, and ration books were issued to adults *and* children to make sure each person got enough to eat.

Many books were published about getting enough nutrition – including how to grow your own food! Do you grow food in your garden or allotment today?



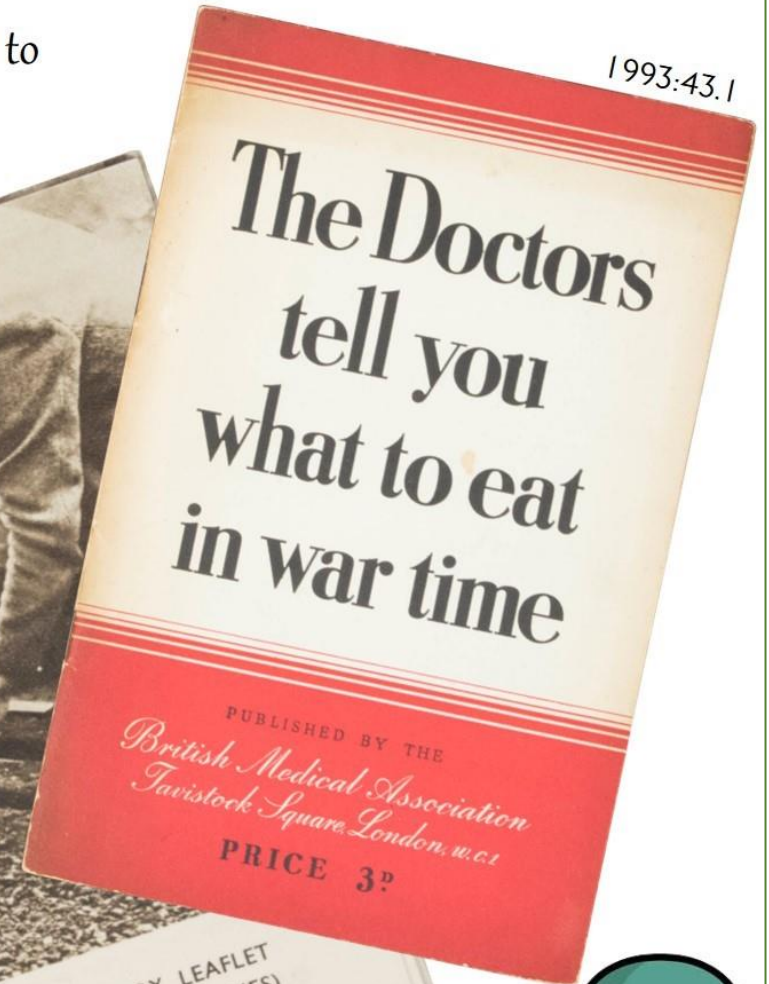
1987:267.5



1987:267.3



2017:41



1993:43.1



VE Day marked the end of World War II in Europe.
It was celebrated all across the country, and of course in Harrow, too!



Can you spot Great Grand-duck Billeth at this VE Day party
in Valentine Road, South Harrow?

We told you'd he'd be back! This is Bill's last post about the Modern History Room in the museum...what have you learnt from Bill about Harrow's modern history?


[#TimeTravellingThroughHarrow](#)

[#HeadstoneAtHome](#)

[#HistoricHarrow](#) [#MuseumAtHome](#)



A message from....
Bill the Duck!



Hi! I'm back for today's second post! 🙌 After the war, people wanted to keep active and keep working as a team, and sports were a good way to do that. Sports in Harrow have always been very popular, from the traditional Harrow Football to the many cricket pitches in local parks. My favourite sport is actually Duck Duck Goose, keep your eye out the next time you see a group of ducks, maybe you'll catch a game!



Harrow today is such a great place to be, and the people who live here are just the best! In 2012 the museum hosted an exhibition about the diversity of Harrow and some of its wonderful humans. Have a look at how some of them described themselves...what would a short description of you look like?

Tuesday, April 14th 2020
Post #3 (page 2 of 5)





After the war, people began to play sports more than ever, and Harrow became a place full of athletic competition!

Do you recognize any of the sports equipment?
Which trophy would you like to win most??

60 FACES OF HARROW

The story of Harrow from the 1960s onwards has been one of new communities arriving from all across the globe and making Harrow their home. Initially people came from former colonies of the British Empire, and then from all parts of the world.

Like the rest of London, the population in Harrow has changed rapidly, and continues to do so. This is reflected in many different ways, including the type of shops and restaurants on the high streets and the variety of religions practised here.

The 2011 census recorded 217 different countries of birth for Harrow residents, confirming it as the 7th most ethnically diverse place in the UK and the 2nd most religiously diverse in London.

Headstone Manor & Museum hosted an exhibition in 2012 to celebrate the Queen's Diamond Jubilee.

It celebrated the diversity of the borough, and illustrated how it has grown over the years.

The exhibition chose 60 individuals and groups that illustrate the rich tapestry of community life in Harrow, a changing borough where communities live, work and celebrate together. Their stories were also collated in a book, *60 Faces of Harrow*.

Our story continues,
and Harrow today is more
diverse and bright than ever!



I am a shorthand typist...

Mary Hulse worked at Bentley Priory, the control centre of Fighter Command during World War II, as a member of the Women's Auxiliary Air Force. Mary was one of the few people to see the operations map the night before D-Day. "I could see the channel was solid with boats and I knew then that something important was about to happen."



We are Harrow Youth Parliament

Elected from schools, colleges, youth groups and voluntary sector organisations, the Youth Parliament, pictured here in 2011, exists to give young people a voice in local issues that affect them.



WE ARE HARROW


We are... a loyal royalist... a Bollywood singer... a park keeper... an ambulance crew... a carer...

We are... doing Duke of Edinburgh... re-cycling...



We are... Head Boy... from Afghanistan... Scouts...

We are... Harrow Stones Football... a rabbi... barbers... neighbourhood champion... a Paralympic torch bearer...

We ❤️ our  by Eliza Brightwen, a self-taught naturalist who lived in Stanmore in the 19th Cent & wrote about the [#Environment](#)! Her 170 acre estate where she researched, The Grove, was later headquarters for Marconi Space & Defence Systems – we have those pics, too! [#Archive30](#)



The Museum will actually be doing an Eliza Brightwen exhibition in November with the Harrow Natural History Society to celebrate their 50th anniversary caring for the [#Environment](#)! Check out more about Eliza here: <https://www.museums.cam.ac.uk/blog/2018/03/29/her-story-eliza-brightwens-bible-album/> [#Archive30](#)

Wednesday, April 15th 2020

Post #1 (page 1 of 2)

The Gnomes have been looking for a new hat! The hats in the Great Hall are a bit too big! Can you use the colouring page here to design one for them? Get creative and use different kinds of hats, or different materials to decorate!

The hats can be anything you would like! You could try something inspired by the moat, or ducks, or even the house!

Bring your design to the museum when we reopen for a chocolate prize!

[#GnomeTakeover](#) [#ArtCartAtHome](#) [#HeadstoneAtHome](#) [#MuseumAtHome](#)

(see next page for pictures for this post)

Wednesday, April 15th 2020
Post #1 (page 2 of 2)



www.supercoloring.com/coloring-pages/cute-gnome

1/1

(see previous page for text for this post)

Wednesday, April 15th 2020

Post #2

Born in Harrow, Roger Bannister set a new [#Sports](#) record with his sub-4-minute mile! We've got quite a few pictures of him in our image collection, including one of him opening the Bannister Outdoor Sports Centre in Hatch End in 1966! [#Archive30](#)

Crinoline Cage, 2018

By Jane McAdam Freud



Photographs ©Jane McAdam Freud & HMM



- **Materials:** Object Discards, Hammer
- **Artist's statement:** Women were caged up in Victorian times and men wore beards; both these were done as fashion statements. This skeleton of a figure has an elegant appearance but also looks threatening with its hammer in the gut. I pair it with this wonderful object that imitates us in its proportions and erect stance.
- **Paired with:** *Wooden Cake Stand, HMT1991: 40: 1*
- **Location:** *Special Exhibitions Room*

We're sharing another one of Jane McAdam Freud's pieces for our [#VirtualExhibition](#) - this time it is Crinoline Cage! Find out more on the image below! [#MuseumAtHome](#) [#MuseumFromHome](#) [#Exhibition](#) [#Museums](#) [#Art](#) [#Harrow](#)

Thursday, April 16th 2020

Post #1

Shared from Harrow Libraries Facebook



Are you missing our [#storytelling](#) sessions? Log on to our free resource @ziptales and choose from a variety of traditional stories that you can listen to with your little ones!

<https://ziptales.co.uk/H5/storytime/menu.php>

Thursday, April 16th 2020, Post #2 (page 1 of 2)


There are lots of places for the gnomes to hide whilst the museum is empty! The Manor House has loads of secret spots. Did you know that the house has some hidden windows? And a staircase that doesn't go anywhere! One of the windows is inside and looks down onto the Great Hall. It is made from stained glass and we think it was installed in the 1800s when it was fashionable to use old things in your house to show off that you liked history!

Have a look around our virtual tour and see if you can spot another secret inside window, try looking behind the door in the Georgian room! <https://headstonemanor.org/virtual-tour/>

The Spring Fairy has also been spotted hiding around the Manor House! Help her hide from the Gnomes and make a secret fairy door. Make sure to hide it well in your house or garden so the cheeky gnomes can't find her! Here are some instructions for making a fairy door: http://www.treetoolsforschools.org.uk/.../pdfs/pdf_fairy_door...

You could also make her a new magic wand to help her magic away the gnomes! Have a look at the instructions below.

[#GnomeTakeover](#) [#ArtCartAtHome](#) [#HeadstoneAtHome](#) [#MuseumAtHome](#)



(see next page for pictures for this post)

Journey Sticks

MAKE THE SPRING FAIRY A NEW WAND!



YOU WILL NEED:
A STRIP OF CARDBOARD
SOME TAPE (DOUBLE SIDED OR
NORMAL STICKY TAPE)
THINGS YOU FIND IN THE
GARDEN OR PARK LIKE
FLOWERS, LEAVES, ANYTHING
YOU THINK THE SPRING FAIRY
MIGHT LIKE!

STEP ONE:
CUT A STRIP OF CARDBOARD,
RECYCLE AN EMPTY CEREAL
BOX AND MAKE LOTS OF
JOURNEY WANDS!



STEP TWO:
STICK SOME TAPE ONTO YOUR
CARDBOARD. IF YOU DON'T HAVE
DOUBLE SIDED TAPE, MAKE A
LOOP OF NORMAL TAPE AND
STICK THAT ON.

STEP THREE:
HEAD OUTSIDE AND STICK ON
LOTS OF DIFFERENT THINGS!
ONLY USE THINGS NATURE
HAS FINISHED WITH, THE
SPRING FAIRY DOESN'T WANT
YOU TO PICK GROWING
FLOWERS!



(see previous page for text for this post)

Did you know we have lots of puzzles for you to do as you explore the house? Bill the Duck has set all the gnomes the task of solving them all before they leave tomorrow! Can you help them out by solving these puzzles too?

[#GnomeTakeover](#) [#ArtCartAtHome](#)
[#HeadstoneAtHome](#) [#MuseumAtHome](#)




(see next page for pictures for this post)

Headstone Manor Number Crossword!



All the answers to this crossword can be found somewhere on our website. Have a search around and see, to help you along we have put the section to hunt in after each question. All the answers are numbers about the museum!




Across Clues:

- 1 What grade listing is the manor house? (About)
- 6 How many objects are in the collection? (Our Collection)
- 7 How much does museum entry cost? (Visit the Museum)
- 8 How many minutes' walk is Headstone Manor from the nearest tube station? (Getting Here)
- 9 What time does the Moat Café open? (Visit the Museum)
- 10 What age is Mini Museum for? under ____ (Visit the Museum)

Down Clues:

- 2 What century does the Granary date from? (About)
- 3 How many years old is the Great Barn? (About)
- 4 What year was Headstone Manor built? (About)
- 5 How many buildings does the museum have? – not including the café! (Visit the Museum)



Help Bill get through the maze to the Gnomes before they cause more trouble!



(see previous page for text for this post)

Headstone Manor

L U O O A H E W M G L W S Q J
N A L L O T M E N T S H Q P U
F W X W J V T J M D B Z F A Y
X F P X Y P E D E W Y A K R T
U I Q F A M Q K T P B C M C P
D K P P A Y V N R A E Y D H N
R J J N B J A H O B E S R B M
B M E T R O P O L I T A N I K
B U A T R K O D A K O D W S D
N H E G G E T O N A N Y G H K
H M Z M Y Z P B D H P A C O Y
S O W H I T E F R I A R S P P
J A H U U O R K Q C V G U V X
X T A G R A N A R Y J N D E J
U B B Y T J P H L Q G I N K F

HEGGETON
MOAT
ARCHBISHOP
GRANARY
BEETON
METROPOLITAN
METROLAND
KODAK
WHITEFRIARS
ALLOTMENTS

(see previous page for text for this post)

Thursday, April 16th 2020

Post #4

Our [#Archive30](#) [#ArchiveAdvice](#) is always ask for help! Use forums, jisc lists, & reach out locally if you have a question. Those of us running the archive today are new to the field & every archivist we've consulted has been kind & supportive as we start our cataloguing journey!



Friday, April 17th 2020

Post #1

Time is up for the Gnomes! It's time to see if we have helped them make the Green Man happy and we can have spring! Use this checklist to tick off the signs of spring you can spot around your house. Has the Green Man given us Spring?

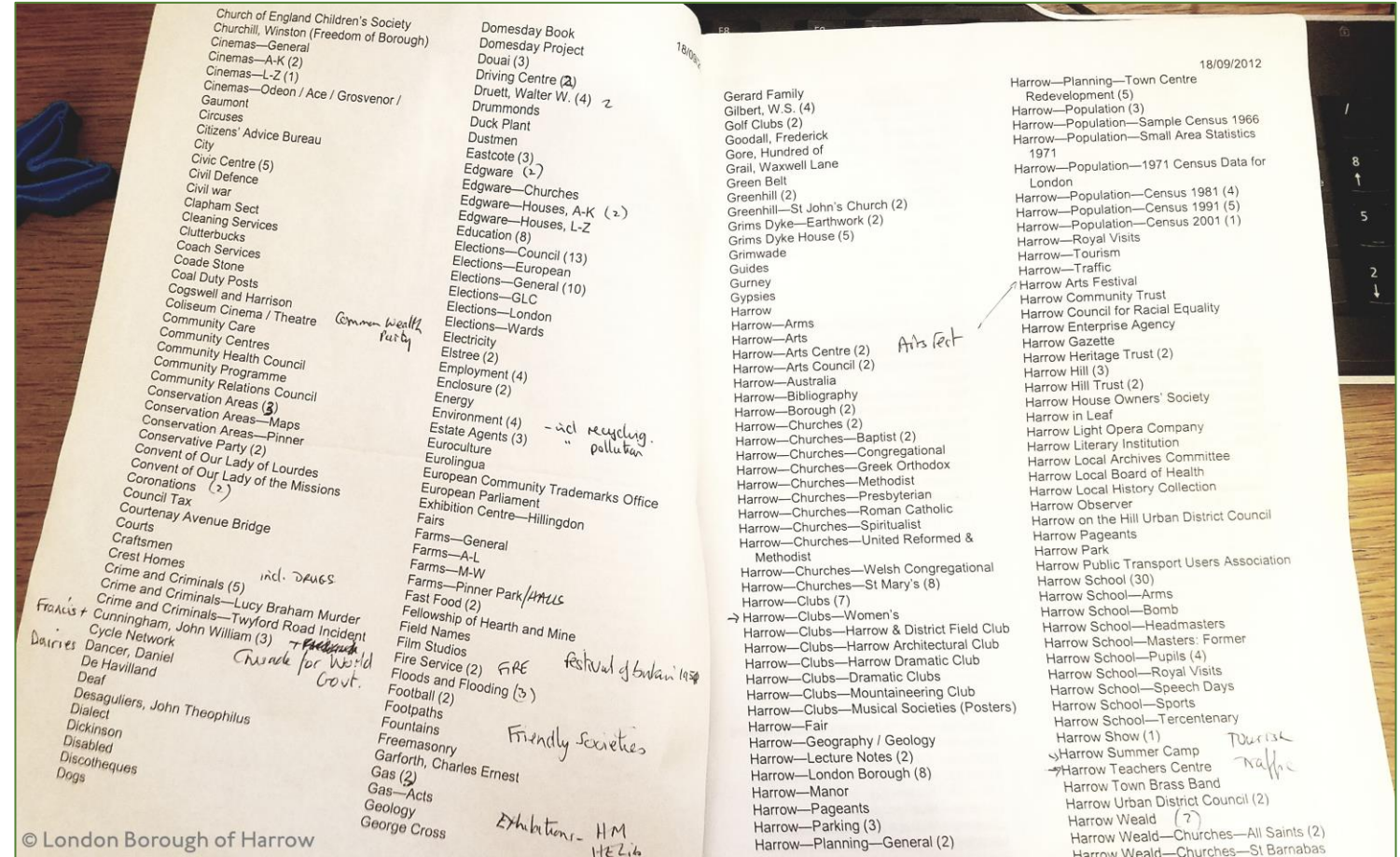

http://www.treetoolsforschools.org.uk/.../pdf_spring_spotter_...

You can also test your knowledge about different flowers and trees here: <http://www.treetoolsforschools.org.uk/activities/labelling/...>
<http://www.treetoolsforschools.org.uk/activities/labelling/...>

The Gnomes have had loads of fun playing around the Manor House but Bill the Duck is very happy that they will be going back to their own homes and leaving him to his! See you next year Gnomes!!

[#GnomeTakeover](#) [#ArtCartAtHome](#) [#HeadstoneAtHome](#)
[#MuseumAtHome](#)





Most of our [#ArchiveBuilding](#) is shared with the Museum, but we do have Store 3! In there you'll find over 10,000 photographs & images, 800 maps, 300 prints & drawings, and nearly 1500 'Info Files' containing cuttings, articles, & images on all sorts of Harrow topics! [#Archive30](#)

Hey, look who's here! Bill's taking us into the Bakehouse this afternoon 🦆

[#TimeTravellingThroughHarrow](#)


[#HeadstoneAtHome](#)

[#HistoricHarrow](#)

[#MuseumAtHome](#)



A message from....
Bill the Duck!



Hey guys! 🦆 Today we're in the Bakehouse, the funnest room of all! In the Museum today the Bakehouse is a playroom for children with Tudor dressing up, fake food for making historic soup and bricks so you can build your own Manor House! This room used to be much different though, and dates from the 1600s, more than 400 years ago! Now that's old. Can you guess why it is called the Bakehouse? It's because the oven in here is thought to have been the bread oven! I much prefer this oven to the spit we saw a few days ago...that was scary!

The windows in here also date from the 1600s, and although the glass is modern, the frames are original, smashing! Margery tells me they are in the Elizabethan style, and were installed by Simon Rewse Snr, who built this part of the Manor House, in order to show how fancy he was! Hmm, I can see some funny looking visitors, I just hope they don't find a way in!

Welcome to the Bakehouse!
This room would have filled the Manor House
with the smell of delicious baking bread!



Today you can pretend to be a Tudor cook & build your own Manor House in here!
Can you spot the bread oven with some 'freshly baked' loaves?



Friday, April 17th 2020
Post #3 (page 3 of 3)



Friday, April 17th 2020

Post #4 (page 1 of 2)

These posters have been popping up across London, reminding residents that to fight the [#Coronavirus](#) we need to stay at home!

The iconic poster was first released to help with the WWI recruitment drive, and one of the original versions was printed in Harrow at David Allen and Sons Ltd (which became His Majesty's Stationary Office) - the example shown here is from the collection of Imperial War Museums (<https://buff.ly/3ebzwai>).

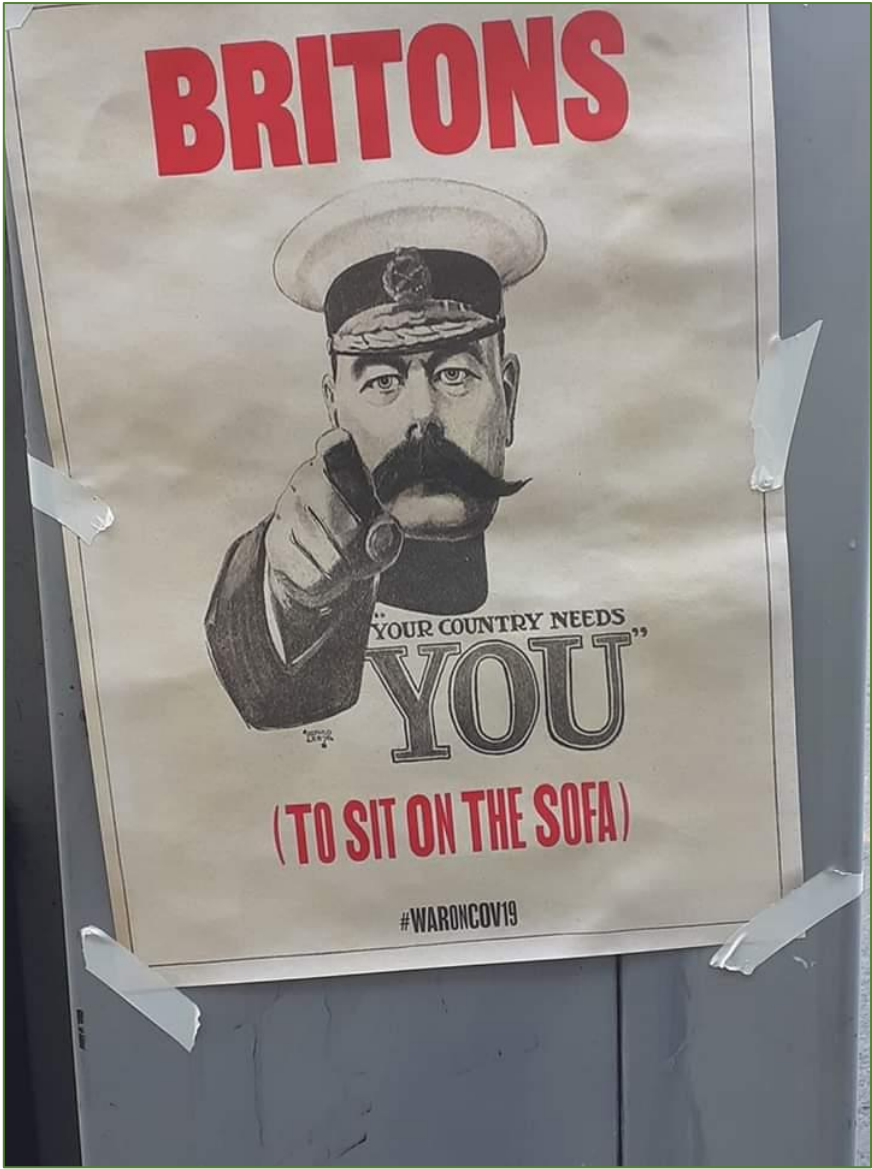
The design has become a classic and has been adapted and reused many times, although Your Country Needs You (to sit on the sofa) is definitely a first.

Thank you Allan McCutcheon for allowing us to share your photo!

Original poster © IWM (Art.IWM PST 0414).

[#HeadstoneAtHome](#) [#MuseumAtHome](#) [#HistoricHarrow](#)

(see next page for pictures for this post)



© IWM (Art.IWM PST 0414).

(see previous page for text for this post)

Saturday, April 18th 2020

Post #1 (page 1 of 2)

Happy [#WorldHeritageDay](#)! This year we are celebrating Shared Cultures, Heritage, & Responsibility. Did you know that the Museum was established by a dedicated group of local residents who recognized the importance of the site? Today, the Museum site is made up of four listed buildings and a moat, which is a scheduled ancient monument. Working together we can continue to preserve it for future generations!

[#HeadstoneAtHome](#) [#MuseumAtHome](#)

[#HistoricHarrow](#)



Harrow Museums Trust

Saturday, April 18th 2020

Post #1 (page 2 of 2)

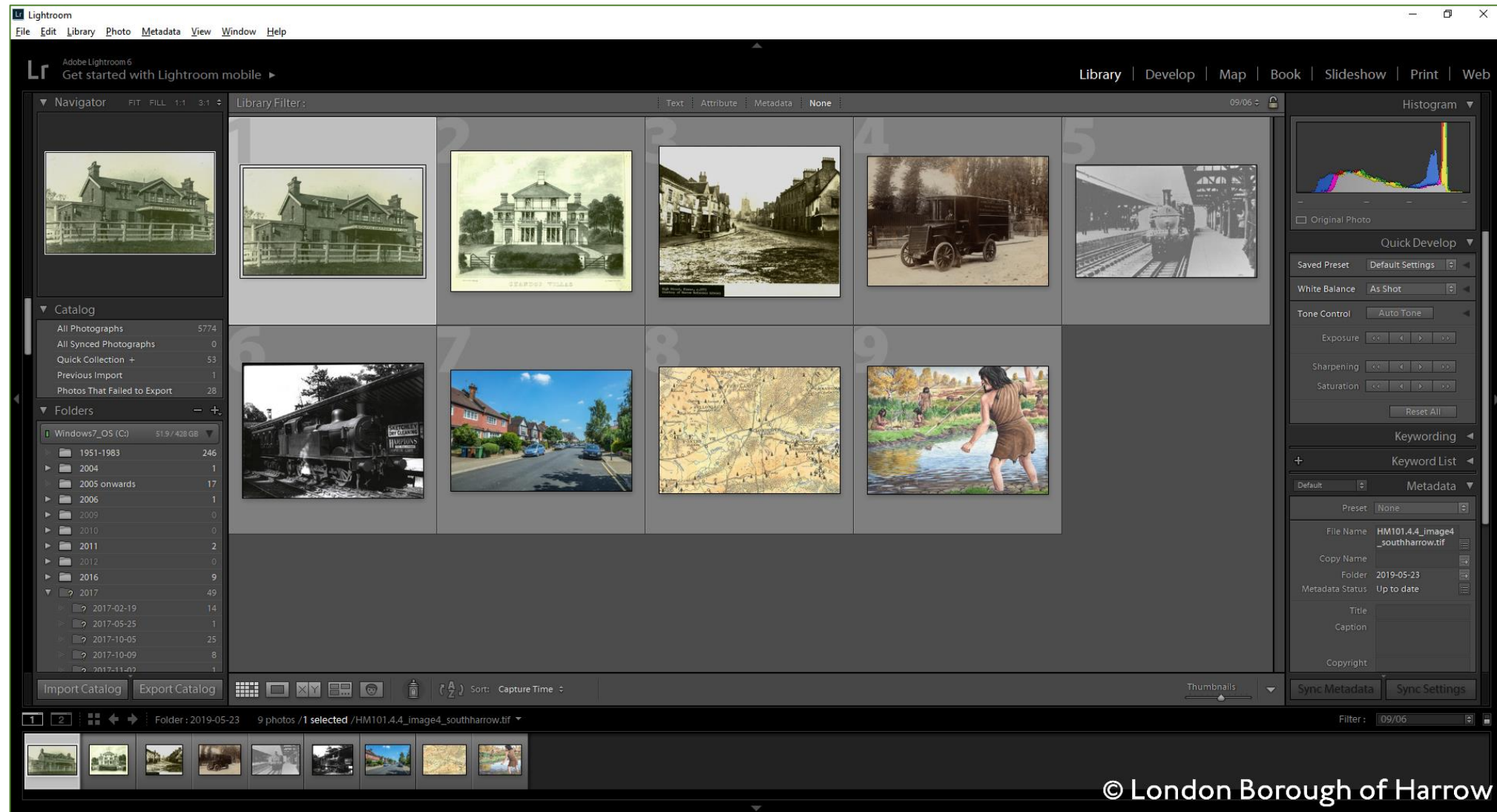
Happy [#WorldHeritageDay](#)! This year we are celebrating Shared Cultures, Heritage, & Responsibility. Did you know that the Museum was established by a dedicated group of local residents who recognized the importance of the site? Today, the Museum site is made up of four listed buildings and a moat, which is a scheduled ancient monument. Working together we can continue to preserve it for future generations!

[#HeadstoneAtHome](#) [#MuseumAtHome](#)

[#HistoricHarrow](#)



Saturday, April 18th 2020, Post #2



Although we can't do it right now, our [#TypicalDay](#) in the archive involves working to [#BanishThatBacklog](#), scanning & cataloguing photos, & creating inventory boxlists! Occasionally we create some fun social media posts & sometimes we yell at our CMS computers, too. [#Archive30](#)


Saturday, April 18th 2020

Post #3

Feeling a little overwhelmed? Need some peace and quiet? Take a moment for yourself and work through this mindful activity. Museums usually use objects to take a trip down memory lane, but try and use your senses to take you back into your past.

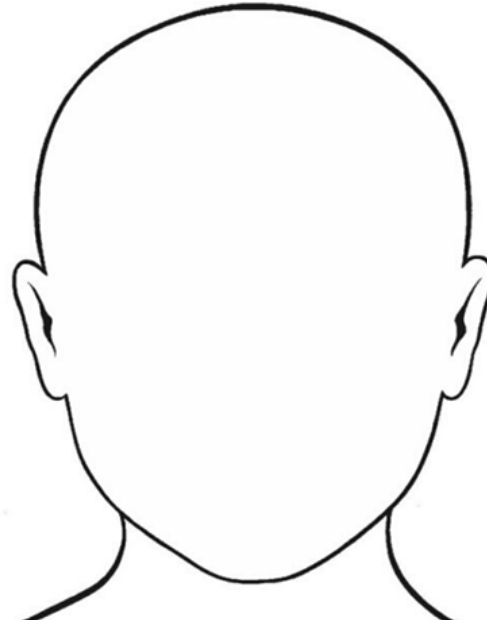
[#MindfulForMuseums](#) [#HeadstoneAtHome](#) [#MuseumsAtHome](#)

A full sized version of this
Mindful for Museums activity is
on our Online Learning Page!

 HEADSTONE
MANOR &
MUSEUM

**MINDFUL FOR
MUSEUMS
- FOCUS ON YOU**

Feeling a little overwhelmed? Take a moment to note down things you can smell, see, touch, hear and taste. Thinking about your senses like this can be a great way to relax your mind and ground yourself in the present.



Now think about each of these senses. Do any of them evoke strong happy memories for you? If so, write these down too.
Reminiscing in the past is also good for your well-being and can start some great conversations. Pick up the phone and share your memories with a loved one.
Maybe have a flick through some old photo albums. Do any of your photos belong in a museum? Maybe try to make an art gallery of your life with some photos. What does it look like?

Sunday, April 19th 2020

Post #1

We are now undertaking a contemporary collecting project focused around the current Covid-19 pandemic!

We believe that this period of history needs to be told for the generations to come. Therefore, we have launched a collecting project to capture the impact of the crisis as it unfolds in Harrow, with the view of framing it within the wider global story.

WE NEED YOUR HELP

We are calling on the people of Harrow to submit materials for this collection. Full information on what we are hoping to collect can be found here:

<https://headstonemanor.org/the-collection/projects-and-past-exhibitions/>



HEADSTONEMANOR.ORG

Projects and Exhibitions | Headstone Manor Museum

Headstone Manor & Museum undertakes multiple projects per year wit...

Sunday, April 19th 2020

Post #2


Our [#ArchiveMystery](#) is part of why we're undertaking an inventory! When the archive was moved from the library in 2013, original and final locations weren't recorded. We know what we hold, the mystery is just where it is! Don't worry, we're hard at work fixing it. [#Archive30](#)



© London Borough of Harrow



A message to our
visitors and friends from....
Bill the Duck!



That's all for this week folks! 🙌 Keep an eye out for the next social media update newsletter!

If you have social media, you can follow us on Facebook (Headstone Manor & Museum) and Twitter (HeadstoneManor1). If you have friends or family with little ones or teachers who you think would like these activities, feel free to share & give them the link to our Online Learning page!

Please get in touch with us if you have material for our Covid-19 in Harrow callout.

Catch you next week – I better shake a tail feather and get back to organising my tour!

Love,
Bill the Duck