

Hello!

This is Headstone Manor & Museum.

It has 5 buildings.



The Granary
Learning Centre



The Manor House




The Small Barn



The Great Barn



The Visitor Centre and Moat Cafe

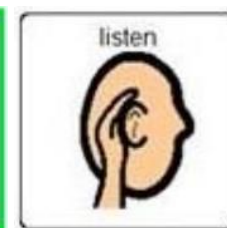
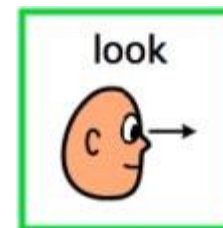


This is a model of
the 5 buildings at
Headstone
Manor &
Museum

The Manor
House is
surrounded by a
moat!



This is the entrance to the museum



When you are inside, a film about Harrow plays when you walk near the benches.



In the Small Barn you can also find out about Stone Age, Roman and Anglo Saxon Harrow



Next, go out the back door and follow the sign to the museum. The main museum is in the Manor House



Cross the bridge to
the Manor House.
You will go over the
Moat. Look out for
fish and ducks!





Volunteer Hosts will meet you in the Manor House. They are there to help you and answer any questions.

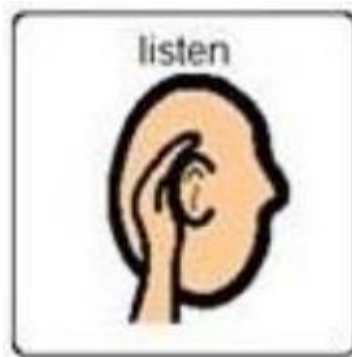
They will be wearing a badge that looks like this.



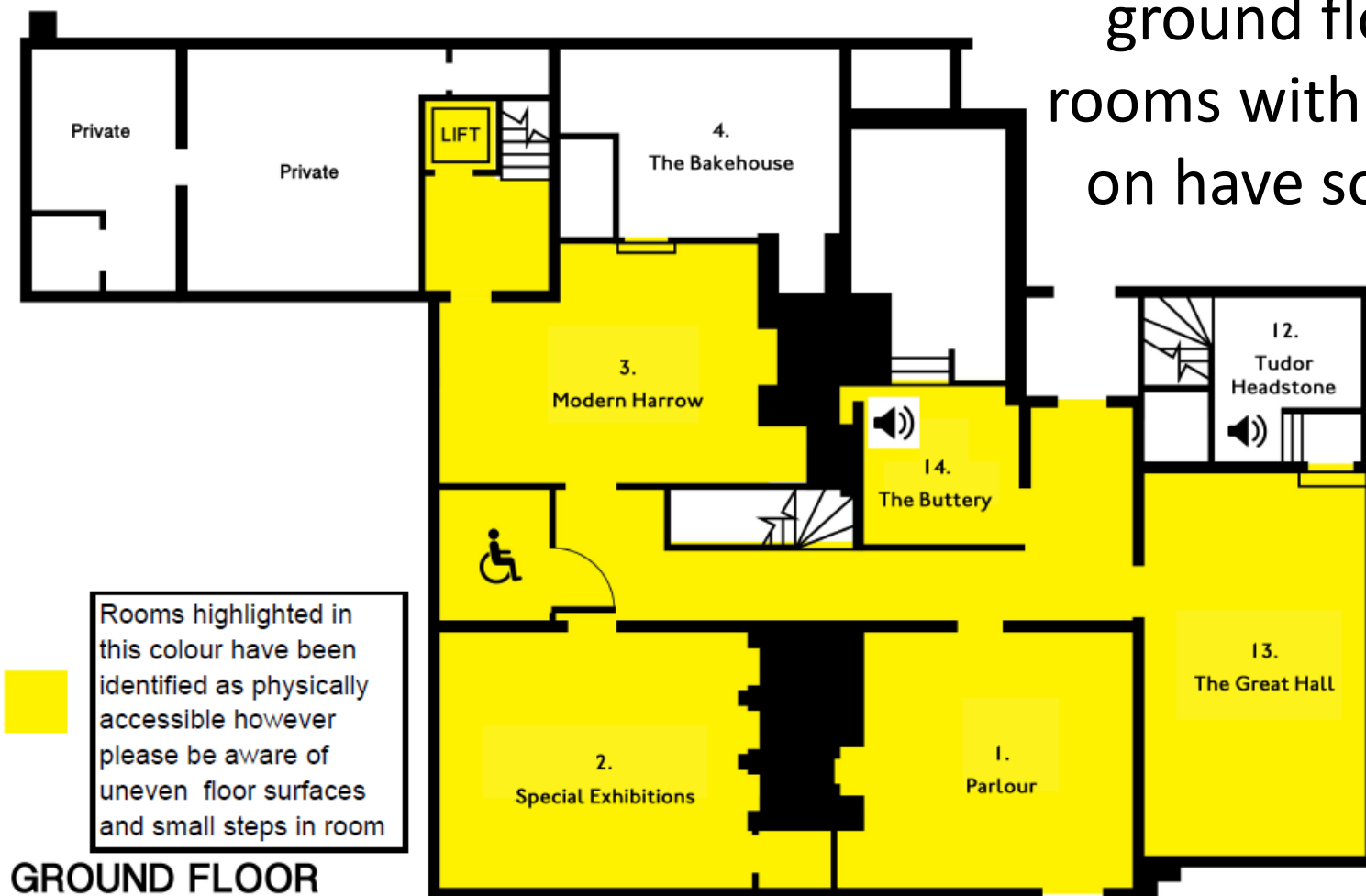
The Manor House is Grade 1 listed building which means that it is very important and it needs protecting. The building is very old so some of the floors are a bit wonky and there are steps into some of the rooms.



Some rooms have sounds in




This is a map of the ground floor. The rooms with a speaker on have sounds in.



This is the first room in the Manor House



There is a model of the Manor House in this room which you can touch and move around



You can also pick up a map and trail of the Manor House or a Tablet Tour for free. This gives you more information about the museum.

Turn left out of this room

← Museum continues



There is a toilet at the end of the corridor



Toilet Door



Inside Toilet



The room on the left is the Special Exhibitions Room. This changes every few months.




This is the Modern Harrow Room






You can go up the stairs in this room to the The Bakehouse. You can have lots of fun playing in here and dressing up!



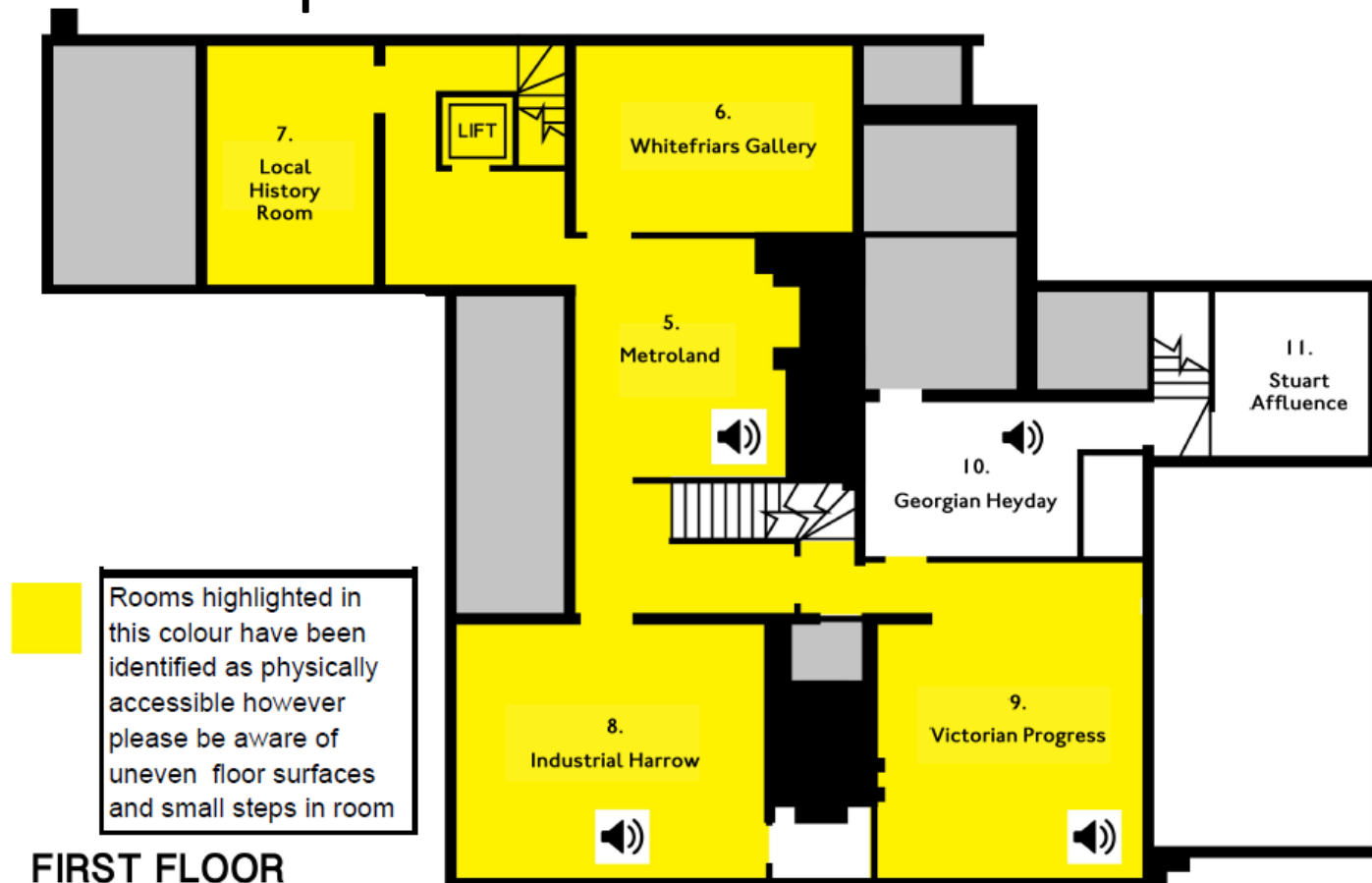
The museum continues upstairs

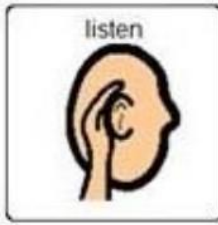


You can also go up in the lift



This is a map of the first floor. The rooms with a speaker on have sounds in.





Turn right at the top of the stairs.

This is the Metroland Room. A voice will start talking when you walk near the panel.

You can move the maps up and down by pressing the buttons.

Walk straight through to get to the
Whitefriars Room.

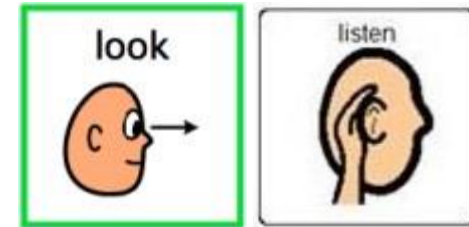




Next to the Whitefriars Room is the room where the lift comes up.

Walk through to get to the Local history Room. This is where you can read books about Harrow. It is a quiet room.





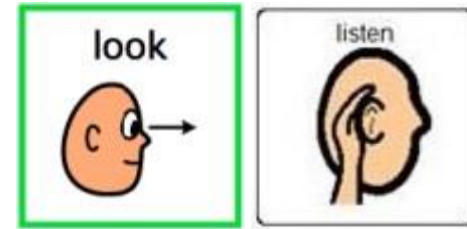
Next is the Industrial Harrow Room.
A video of Mr Hall the famer will start to play when you walk past him.

Walk past the stairs and down the corridor
to get to the next room





This is the Victorian Progress Room. A voice will play when you walk into the room. She is talking about the arrival of the railway in Harrow!



Next is the Georgian Heyday Room. The door to this room is narrow so it can be difficult to through in a wheelchair.

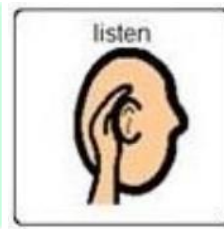
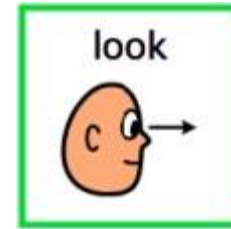
A projection of a lady called Mrs Bucknall appears on the wall when you walk in the room.



Next is the Stuart Affluence Room
which is up two steps.



Go down these stairs to get to the next room. The stairs have a rope banister.



This is the Tudor Headstone Room. A voice starts to play when you walk past the life-sized image of a lady.



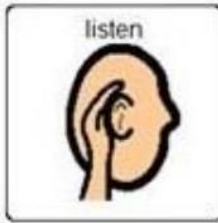
Continue down the next set of steps to get to the Great hall.
Mind you head!





This is The Great hall.
You can try on the hats on the
stand!





This is The Buttery – it's very cold in here!
When you walk in a voice will start playing.

Leave the Manor House by the back door to
see the Garden







This is the Granary
Learning Centre

Sometimes it is
closed if there is a
school session going
on. There will be a
sign out the front if
it is closed.



Downstairs there is an Art Cart you can help yourself to do some activities. You can also dress up!

You are allowed to eat your own food in here. There is also a toilet here.





Upstairs is where the school sessions happen.




To go to the Moat Café you need to leave the museum site through the Small Barn (the way you came).





This is the entrance to the Moat Café and Visitor Centre



This is where you can buy food, drinks and gifts.



There is a toilet in here





There is also a toilet block outside if it gets busy inside